

A Fiscal Scan of Illinois Public Investments in Children and Youth, Ages 8–25

Fiscal Year 2018



Stable



Safe



Healthy



Educated



Employable



Connected



November 2019



children's home & aid

The *Fiscal Scan of Illinois Public Investments in Children and Youth, Ages 8–25* was created as a result of PA100-0818. The FY2018 scan was produced by Maple Grove Objective for the Illinois Governor's Office of Management and Budget, contracted through Children's Home & Aid.

For more information about the *Fiscal Scan of Illinois Public Investments in Children and Youth, Ages 8–25*, please contact Curt Clemons Mosby, Governor's Office of Management and Budget, at Curt.ClemonsMosby@illinois.gov.

TABLE OF CONTENTS

4	Executive Summary
6	Introduction
6	Approach
8	Methodology
9	Limitations to the Analysis
10	Investments in Children and Youth
14	Investments by Developmental Goal
18	Investments by Service Model
23	Investment Snapshots
23	Educated
24	Stable
25	Healthy
26	Employable
27	Safe
28	Connected
29	Appendices
77	Endnotes

Executive Summary

This Fiscal Scan of Illinois Public Investments in Children and Youth provides an analysis of public funds from a lens of positive youth outcomes rather than the typical agency-centered budget.

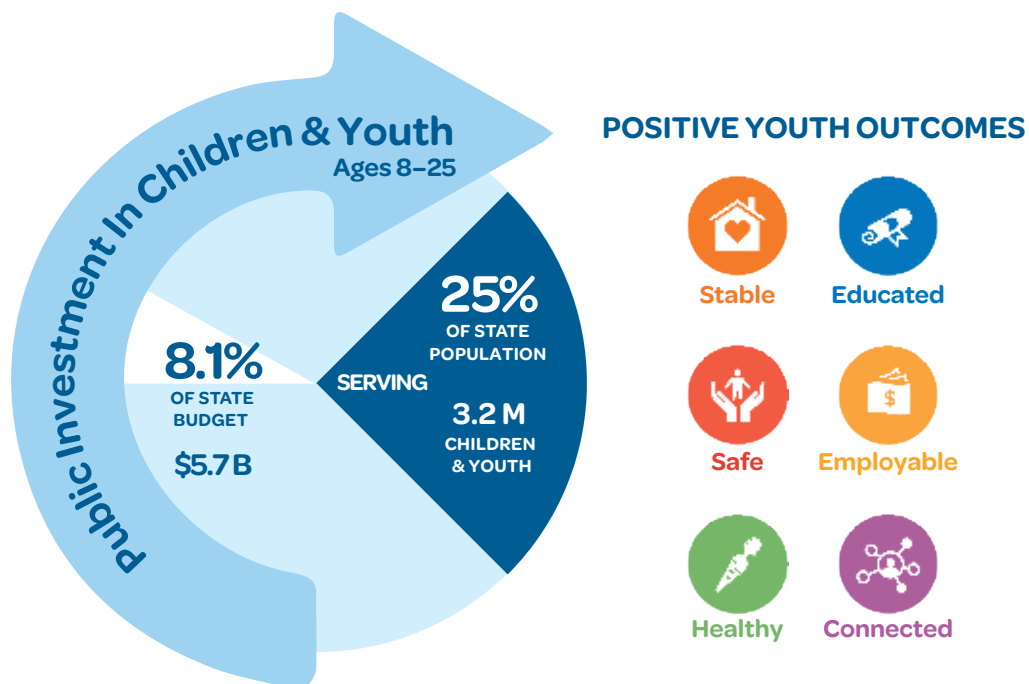
Focusing on public investments in Illinois that directly impact children and youth ages 8–25, this scan provides a record of how public dollars in Illinois were spent in Fiscal Year 2018 across six developmental goals: Stable, Safe, Healthy, Educated, Employable, and Connected.

The most recent U.S. Census estimates there are roughly 3.2 million children and youth between the ages of 8 and 25 in Illinois, which represents 25% of the state’s population. For Fiscal Year 2018, it is estimated that \$5.7 billion was invested in whole or in part in programs and services that reach children and youth between the ages of 8 and 25. These investments account for approximately 8% of the total state budget. See Figure 1.

Education investments comprise 55% of the state’s expenditures in children and youth (not including Evidence-Based Funding), totaling more than \$3.2

billion. Roughly 37% of the investments (\$2.1 billion) are dedicated to making sure that young people’s basic needs are met, both through direct supports to young people and indirectly through financial assistance to families, while 5% (\$262 million) are dedicated to keeping young people healthy. The remaining 3% of the investments are dedicated to employment programs and keeping youth safe, connected, and engaged in their communities.

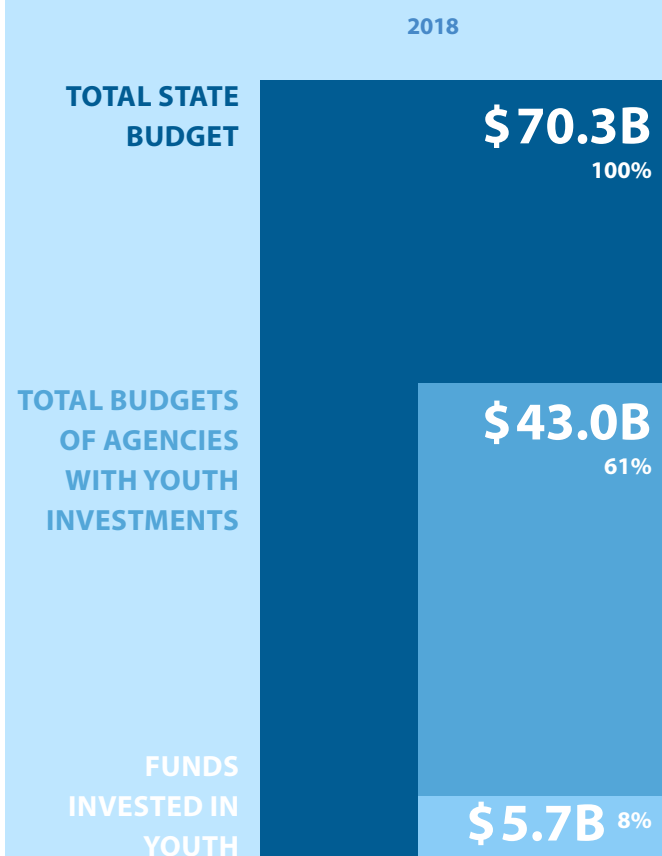
Illinois dedicates 56% (\$3.2 billion) of its investments in children and youth toward treatment and intervention programs and services. Prevention programs account for 30% (\$1.7 billion) of investments in youth. Positive youth development programs comprise 14% (\$792 million) of the total investments, and rehabilitation and corrective programs comprise less than 1% of all funds invested in children and youth.



Overall, there was less public investment in children and youth ages 8 to 25 in Fiscal Year 2018 than in Fiscal Year 2015. In 2015, \$6.2 billion was invested in children and youth—\$500 million more than 2018. Investment levels for children and youth in Educated, Healthy, Employable, and Connected stayed roughly the same between 2015 and 2018. However, investments in Stable were reduced by \$400 million. While overall investments in children and youth in 2018 declined from 2015, investments in positive youth development programs increased by \$30 million.

Decreased investment did not occur equally across all agencies. Seven agencies increased investments in children and youth in 2018. The largest decreases in investment were in the Department of Human Services (DHS) and the Illinois State Board of Education (ISBE). The decreased investment in DHS was largely driven by a decrease in expenditures in the Child Care Assistance Program (CCAP), expenditures in Temporary Assistance for Needy Families (TANF), and expenditures in mental health and substance abuse programs. Many of the expenditures for mental health and substance abuse programs were transferred from DHS programs to Medicaid spending. Decreases in CCAP and TANF spending were tied to reduced caseload sizes. The decreased investment in ISBE is largely driven by the change in the foundational funding calculation for school districts from General State Aid to Evidence Based Funding. This definitional change moved more funds into the foundational support provided to school districts, which is not included in this fiscal analysis.¹ Additionally, ISBE expenditures were reduced for private tuition and transportation reimbursements for special education students.

Figure 1.
Comparison of 2018 Youth Investments to Total State Budget



Introduction

In 2017, Children’s Home and Aid produced the first *Fiscal Scan of Illinois Public Investments in Children and Youth*, which was focused on Fiscal Year 2015. The purpose of the inaugural scan was to provide information about public funding streams and funding usage from a lens of positive youth outcomes rather than the typical agency-centered budget—an analysis never before completed. This current *Fiscal Scan of Illinois Public Investments in Children and Youth for Fiscal Year 2018* provides an updated look at the public investments, using the same approach and methodology. This fiscal scan was produced as a result of PA100-0818, enacted in August 2018, which authorizes the state to provide a yearly fiscal scan of funding supporting programming for older youth and young adults.

According to the most recent U.S. Census estimates, there are roughly 3.2 million children and youth between the ages of 8 and 25 in Illinois, representing 25% of the state’s population.² The fiscal scan presented in this report is a factual accounting of how state and federal public funds were invested in those youth in Fiscal Year 2018. The report is simply a snapshot of how the state directed public funds and does not make a judgement on the efficacy of the investments made—whether positive or negative.

Approach

To produce this fiscal scan, budget data was analyzed using the same framework and methodology as the inaugural scan of Fiscal Year 2015 investments. Publicly available budget data from the Governor’s Office of Management and Budget is the basis of the analysis.³ The budget is organized by six developmental goals (see Table 1) that collectively represent the positive outcomes youth need to succeed. These developmental goals are aligned to outcomes in the Budgeting for Results framework. In addition, the budget is organized by four service models, which identify the types of service supports that children and youth receive (see Table 2).

Table 1. Developmental Goals



Stable

Meet needs of the most vulnerable.

Increase individual and family stability and self-sufficiency.



Safe

Create safer communities.



Healthy

Improve overall health of Illinoisans.



Educated

Improve school readiness and student success for all.



Employable

Increase employment, and attract, retain, and grow businesses.



Connected

Strengthen cultural and environmental vitality.

Table 2. Service Models

Positive Youth Development	Prevention	Treatment/ Intervention	Rehabilitation/ Corrective
<p>Build individual assets and increase competencies.</p> <p><i>Examples:</i> Career and Technical Education, Afterschool Programs, Summer Youth Jobs, Scholarships</p>	<p>Provide supports to at-risk youth (deterrence, prevention of harm, extra supports).</p> <p><i>Examples:</i> Teen Suicide, School Health Centers, Violence Prevention, Child Abuse Prevention</p>	<p>Respond to significant challenges in need of direct intervention to change, resolve, or reverse behaviors and/or conditions.</p> <p><i>Examples:</i> Homeless Youth Services, Family Preservation, Family Reunification, Mental Health, Substance Abuse</p>	<p>Correct or rehabilitate acute behaviors or conditions that pose a physical or psychological danger/threat to children and youth.</p> <p><i>Examples:</i> Juvenile Rehabilitation Services, Community and Residential Services (ISBE)</p>

Methodology

We narrowed the budget to 250 budget lines focused on investments in children and youth ages 8 to 25. The underlying data for the analysis is the public state budget dataset produced by the Governor's Office of Management and Budget. As a result, only funds that flow directly through the State of Illinois are included. This includes all state funds and federal funds that are given to the state to distribute through formulas or other criteria. It does not include any funds that are awarded directly to a municipality or community organization. In order to determine which budget lines were to be included in the analysis, we used the following parameters:

- **Investments must impact children and youth ages 8 to 25.** The scan includes any funds that could be directed toward youth ages 8 to 25 even if they also could be directed to youth and adults outside that age range.
- **Investments were included or excluded based on the original intent of funds.** The original intent of the appropriated funds was used as the determining factor of whether or not they are included in the scan. If funds are used for purposes other than their original intent, they are not reflected in this scan.
- **Operational or administrative budget items are not included.** Budget lines focused on categories like managing facilities, printing, technology, travel, or professional development are excluded. The one exception is that the Statewide Automated Child Welfare Information System is included from the Department of Children and Family Services budget because it is integral to the delivery of services to children and youth.
- **Investments to provide foundational services are not included.** The analysis focuses on funding that is identified as supplemental to the foundational services provided to all Illinoisans. Thus, Evidence-Based Funding for education and public health insurance funded through Medicaid are not included. These funds, although essential to the overall investment picture, are so large that they overwhelm the rest of the budget, complicating the analysis of the other investments. However, in some agency budgets, it is impossible to separate out Medicaid dollars based on how the budget lines are funded. As a result, some programs and services included in this review are partially funded by or supplemented by Medicaid dollars.
- **Budget lines are not subdivided or prorated.** If a budget line was identified as impacting children and youth between ages 8 and 25, the full budget amount is included even if the funds could be used for individuals outside of the age range.
- **Expenditures are the unit of analysis.** Final expenditures are used instead of appropriations to show the actual dollars invested during Fiscal Year 2018.⁴
- **Developmental goals are determined based on Budgeting for Results outcomes.** The developmental goal assigned to each budget line item is based on the Budgeting for Results outcome identified by the state agency. Developmental goals are aligned to Budgeting for Results outcomes as outlined in Table 1.
- **Service models are based on the inaugural scan completed for Fiscal Year 2015.** The service model assigned to each budget line is based on the service model assigned in the previous scan, which was based on discussions

with state agencies. The service model assigned to new appropriations since 2015 are based on research and information from state agencies.

Limitations to the Analysis

The use of the publicly available budget data results in several limitations to the analysis.

- While some investments are clearly intended for children and youth between the ages of 8 and 25, other funds that reach children and youth are designed to support a broader population—with children and youth only receiving a portion of those funds directly.** For example, many educational investments are for children starting at age 5, and older youth aged 16 to 25 may be eligible for employment and other social programs directed at adults. Additionally, other investments intended to strengthen families provide indirect supports to children through their parents and guardians. This mix of funding streams makes a definitive figure on the total statewide investments difficult to assess.
- The broad review of budget lines presents trade-offs between breadth and depth in determining an approach to crafting a youth-centered budget.** Agencies will see the majority of their applicable funding sources represented; however, there are funds where the reporting is less granular than how they are accounted for in individual agency budgets where the funds can be broken into smaller sub-items.
- The analysis includes all budget lines whose dollars, in full or in part, support children and youth.** For broader budget items, it is not possible to identify the exact percentage of funds that went to children and youth with the publicly available data. Thus, funding amounts represent the full range of funding available to children and youth, but actual amounts spent on them, particularly for funds targeting a more general population, vary widely.

Investments in Children and Youth

For Fiscal Year 2018, it is estimated that \$5.7 billion was invested in whole or in part in programs and services that reach children and youth between the ages of 8 to 25. These investments account for approximately 8% of the total state budget. Overall, there was less public investment in children and youth ages 8 to 25 in Fiscal Year 2018 compared to Fiscal Year 2015. In 2015, \$6.2 billion was invested in children and youth—\$500 million more than 2018. Figure 2 shows how this direct investment in youth compares to the total state budget and to the overall budgets of the agencies with youth programs.

The top six agencies account for 98% of the investments in children and youth with the top three agencies accounting for 84% of the investments. Table 3 shows the total investments in youth programs by agency.

Three agencies have more than 70% of their budgets allocated to investments in children and youth ages 8–25.

- **Department of Children and Family Services (76%)**
- **Illinois Student Assistance Commission (72%)**
- **Illinois Arts Council (70%)**

However, it is important to note that the Illinois State Board of Education (ISBE) would have a much higher percentage of its budget represented if Evidence-Based Funding was included in the analysis. Evidence-Based Funding is the foundational investment the state makes in public schools serving students in grades PreKindergarten to 12th grade. In 2017, Evidence-Based Funding became the new approach to funding schools by combining five grant programs into one.⁵ Those grant programs included General State Aid, Special Education – Personnel, Special Education – Funding for Children Requiring Special Education Services, Special Education – Summer School, and English Learner Education.⁶ If Evidence-Based Funding data were included in the agency totals, ISBE's percentage of budget focused on youth ages 8 to 25 would be approximately 90%. As noted previously, Evidence-Based Funding was excluded from the analysis because it provides a foundational set of supports to children and youth (public education), and the scan is focused on supplemental funds. Thus, its inclusion would skew the analysis.

Figure 2. Comparison of Youth Investments to Total State Budget, 2015 and 2018

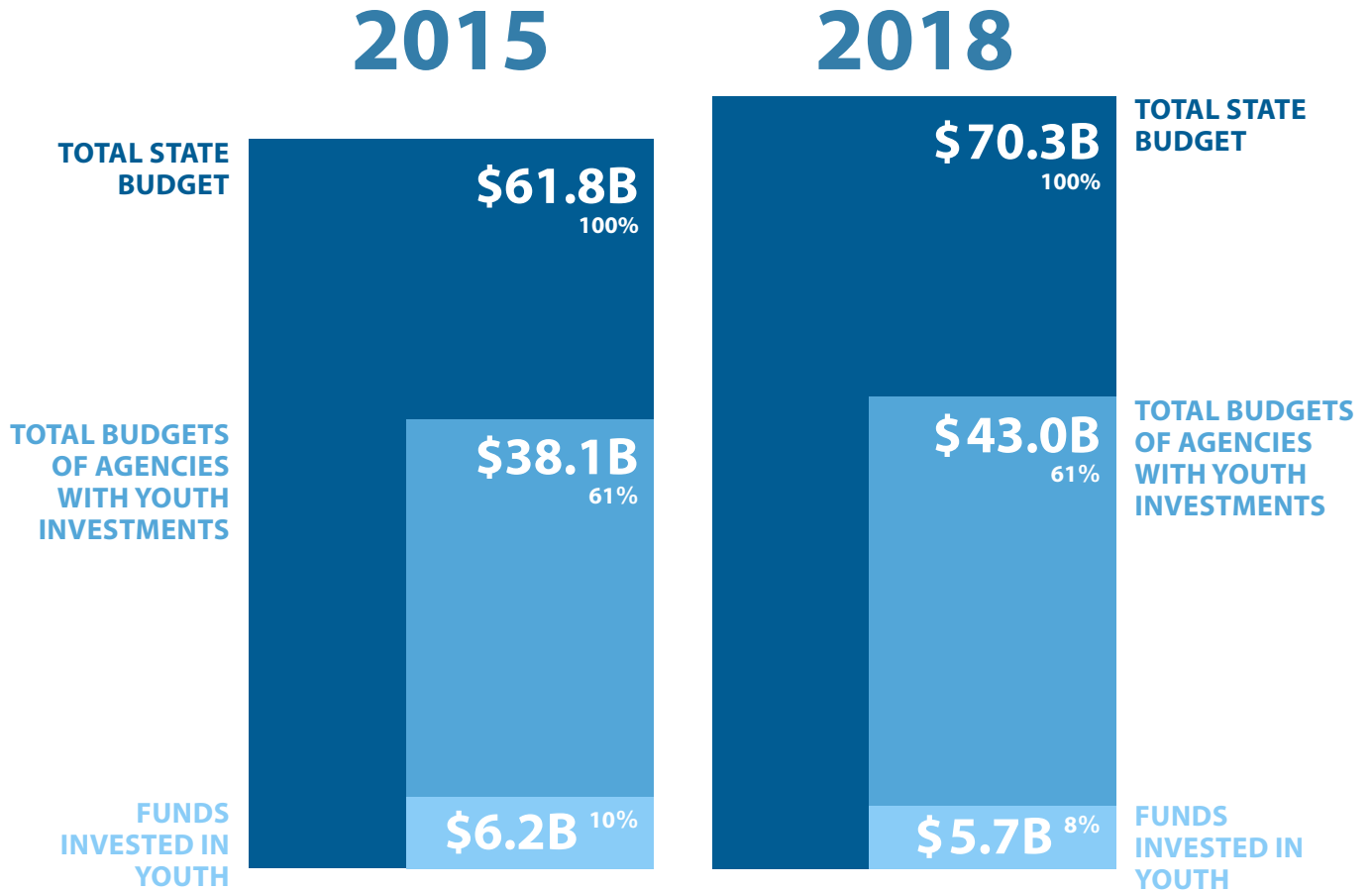


Table 3. Total 2018 Estimated Investments in Children and Youth by Agency⁷

Agency	Budget Items	2018 Estimated Expenditures on Youth 8–25 ⁸	% of Agency Budget Focused on Youth 8–25
Illinois State Board of Education	35	\$2,695,161,418	26%
Department of Human Services	101	\$1,260,873,022	23%
Department of Children and Family Services	31	\$821,722,512	76%
Illinois Student Assistance Commission	11	\$406,788,705	72%
Department of Healthcare and Family Services	3	\$213,044,353	1%
Department of Commerce and Economic Opportunity	3	\$153,258,640	31%
Illinois Community College Board	9	\$49,079,788	14%
Department of Public Health	22	\$48,657,851	13%
Illinois Criminal Justice Information Authority	8	\$15,485,907	18%
Illinois Arts Council	6	\$7,063,215	70%
Department of Military Affairs	3	\$6,538,674	15%
Department of Juvenile Justice	4	\$3,741,158	3%
Department of Corrections	1	\$2,665,434	<1%
Illinois Board of Higher Education	3	\$2,411,716	18%
Illinois Guardianship and Advocacy Commission	1	\$1,087,110	11%
Department of Agriculture	1	\$786,399	1%
Department of Human Rights	1	\$776,585	7%
Department on Aging	2	\$478,652	<1%
University Scholarships (Multiple State Universities) ⁹	5	\$231,425	<1%
TOTAL	250	\$5,689,852,564	8%

Table 4. Total Estimated Investments in Children and Youth by Agency, 2015 vs. 2018

Agency	2015 Estimated Expenditures on Youth 8-25	2018 Estimated Expenditures on Youth 8-25
Illinois State Board of Education	\$2,787,825,664	\$2,695,161,418
Department of Human Services	\$1,684,685,820	\$1,260,873,022
Department of Children and Family Services	\$820,409,486	\$821,722,512
Illinois Student Assistance Commission	\$375,972,472	\$406,788,705
Department of Healthcare and Family Services	\$214,406,836	\$213,044,353
Department of Commerce and Economic Opportunity	\$197,792,788	\$153,258,640
Illinois Community College Board	\$43,604,941	\$49,079,788
Department of Public Health	\$50,062,038	\$48,657,851
Illinois Criminal Justice Information Authority	\$5,926,231	\$15,485,907
Illinois Arts Council	\$5,774,600	\$7,063,215
Department of Military Affairs	\$8,206,892	\$6,538,674
Department of Juvenile Justice	\$18,548,787	\$3,741,158
Department of Corrections	\$2,555,860	\$2,665,434
Illinois Board of Higher Education	\$2,727,297	\$2,411,716
Illinois Guardianship and Advocacy Commission	\$600,118	\$1,087,110
Department of Agriculture	–	\$786,399
Department of Human Rights	–	\$776,585
Department on Aging	\$533,820	\$478,652
University Scholarships (Multiple State Universities) ¹¹	–	\$231,425
TOTAL	\$6,219,633,649	\$5,689,852,564

Investments in Children and Youth

The decrease in overall investment between 2015 and 2018 did not occur across all agencies. Seven agencies increased investments in children and youth in 2018. In addition, investments in children and youth were identified in three agencies not included in the 2015 Fiscal Scan: Department of Agriculture, Department of Human Rights, and University Scholarships. Table 4 shows the investments by agency between 2015 and 2018.

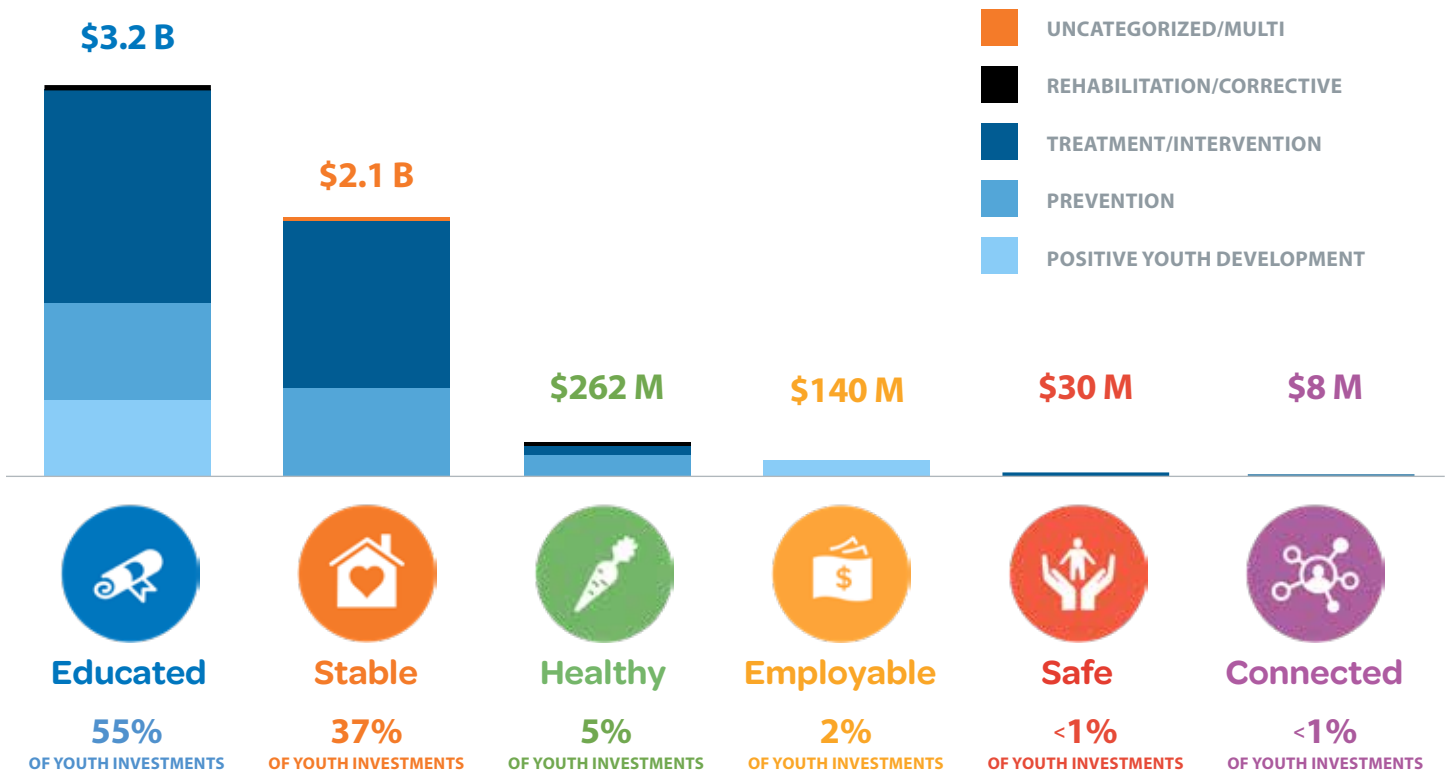
The largest decreases in investment between 2015 and 2018 were in the Department of Human Services (DHS) and the Illinois State Board of Education (ISBE). The decreased investment in DHS was largely driven by a decrease in expenditures in the Child Care Assistance Program (CCAP), expenditures in Temporary Assistance for Needy Families (TANF), and expenditures in mental health and substance abuse programs. Many of the expenditures for mental health and substance abuse programs were transferred from DHS programs to Medicaid spending.¹⁰ Decreases in CCAP and TANF spending were tied to reduced caseload sizes. The decreased investment in ISBE is largely driven by the change in the foundational funding calculation for school districts from General State Aid to Evidence Based Funding. This definitional change moved more funds into the foundational support provided to school districts, which is not included in this fiscal analysis. Additionally, ISBE expenditures were reduced for private tuition and transportation reimbursements for special education students.

Investments by Developmental Goal

Education investments comprise 55% of the state's expenditures in children and youth (not including Evidence-Based Funding), totaling more than \$3.2 billion.¹² Roughly 37% of the investments (\$2.1 billion) are dedicated to making sure that young people's basic needs are met, both through direct supports to young people and indirectly through financial assistance to families, while 5% (\$262 million) is dedicated to keeping young people healthy.¹³ The remaining 3% of the investments are dedicated to employment programs and keeping youth safe, connected, and engaged in their communities.

The majority of Educated, Stable, and Safe investments are for treatment and intervention programs, whereas the majority of investments under Healthy are for prevention. All investments under Employable and Connected are dedicated to positive youth development. Figure 3 shows the investments by developmental goal and how the investments within each goal are allocated to the various service models. Detailed budget numbers for each developmental goal can be found in Appendix B.

Figure 3. 2018 Investments by Developmental Goal



When examining agency-level investments, all agencies except one have the majority, if not all, of their funds aligned with one goal. Sixteen of the agencies have 100% of their investments with one goal. The Department of Juvenile Justice has roughly half of its funding for children and youth in the Stable category and roughly half in the Safe category.

Seven agencies have investments in the Stable category, and seven agencies have investments in the Educated category. Four agencies have investments in the Safe category, while both Healthy and Connected have two agencies with investments in those areas. Only one agency has investments in the Employable category. Table 5 shows the percentage of each agency’s budget across the six developmental goals. Table 6 shows the sources of funds for the investments.

Table 5. 2018 Agency Investments by Developmental Goal













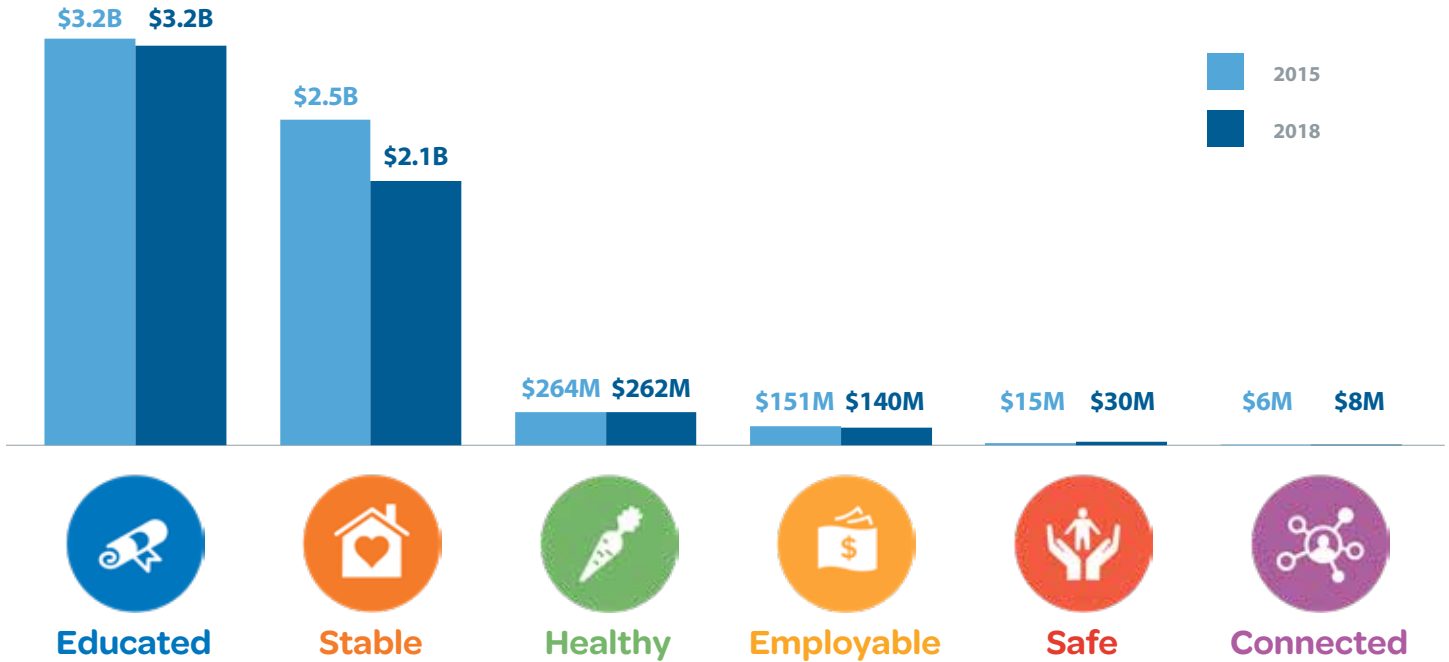
Agency	2018 Estimated Expenditures on Youth 8–25	 Educated	 Stable	 Healthy	 Employable	 Safe	 Connected
Illinois State Board of Education	\$2,695,161,418	100%					
Department of Human Services	\$1,260,873,022		99%			1%	
Department of Children and Family Services	\$821,722,512		100%				
Illinois Student Assistance Commission	\$406,788,705	100%					
Department of Healthcare and Family Services	\$213,044,353			100%			
Department of Commerce and Economic Opportunity	\$153,258,640		9%		91%		
Illinois Community College Board	\$49,079,788	100%					
Department of Public Health	\$48,657,851			100%			
Illinois Criminal Justice Information Authority	\$15,485,907					100%	
Illinois Arts Council	\$7,063,215						100%
Department of Military Affairs	\$6,538,674	100%					
Department of Juvenile Justice	\$3,741,158		46%			54%	
Department of Corrections	\$2,665,434					100%	
Illinois Board of Higher Education	\$2,411,716	100%					
Illinois Guardianship and Advocacy Commission	\$1,087,110		100%				
Department of Agriculture	\$786,399						100%
Department of Human Rights	\$776,585		100%				
Department on Aging	\$478,652		100%				
University Scholarships (Multiple State Universities) ¹⁴	\$231,425	100%					

Table 6. 2018 Development Goal Investments by Source of Funding

	Expenditures on Youth 8–25	Percent Federal Funds	Percent State General Funds	Percent Other State Funds
 Educated	\$3,160,211,726	66%	34%	<1%
 Stable	\$2,090,421,438	20%	60%	20%
 Healthy	\$261,702,204	69%	10%	21%
 Employable	\$139,742,940	100%	<1%	–
 Safe	\$29,924,642	10%	72%	18%
 Connected	\$7,849,614	10%	80%	10%
All Investments	\$5,689,852,564	49%	42%	9%

Investment levels for children and youth in Educated, Healthy, Employable, and Connected stayed roughly the same between 2015 and 2018. However, investments in Stable were reduced by roughly \$400 million. While investments in Safe are a relatively small amount of total investments, investments in Safe doubled from \$15 million in 2015 to \$30 million 2018. Figure 4 shows the investments by developmental goal between 2018 and 2015.

Figure 4. Investments by Developmental Goal, 2015 vs. 2018

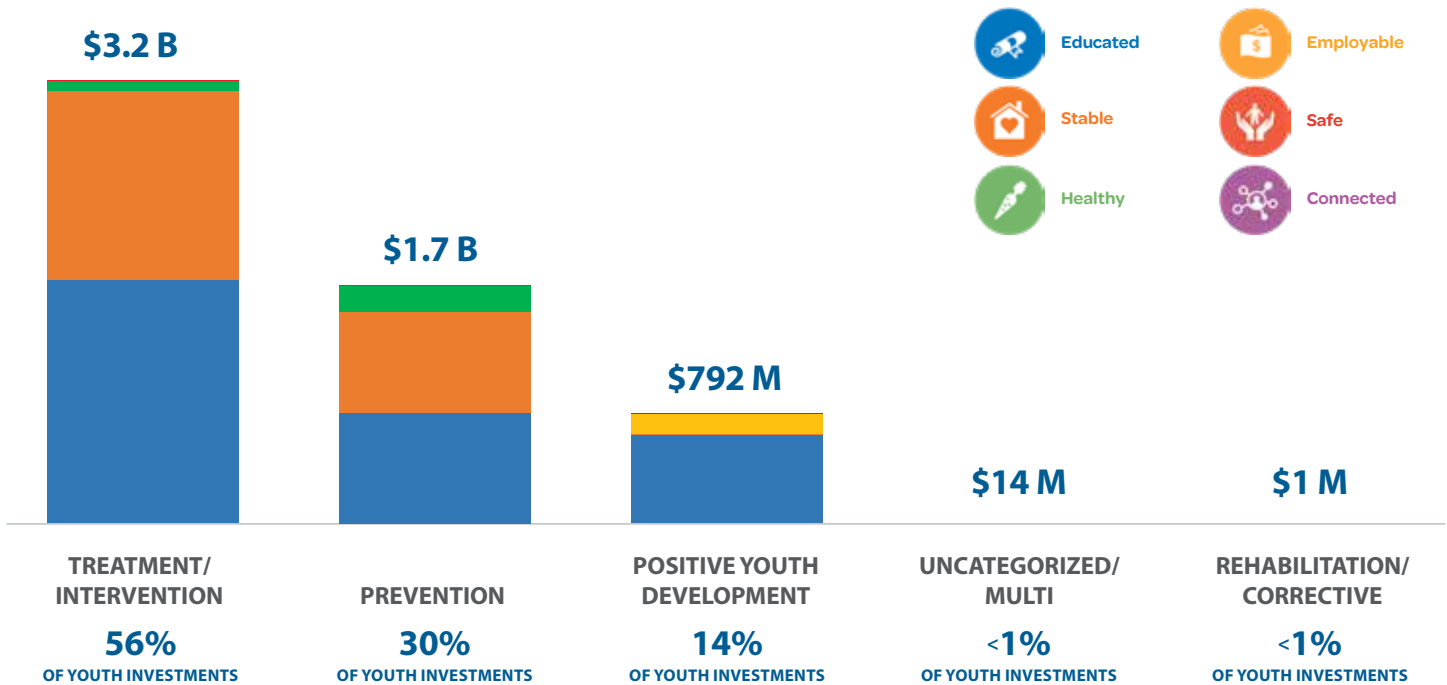


Investments by Service Model

Illinois dedicates 56% (\$3.2 billion) of its investments in children and youth toward treatment and intervention programs and services. Approximately half of these investments are education related, and approximately 40% are related to keeping the lives of children and youth stable. The remaining investments are in the Healthy and Safe categories. Nine agencies have investments in treatment and intervention programs and services.

Prevention programs account for 30% (\$1.7 billion) of investments in youth. Approximately 45% of prevention investments are geared toward the goal of educating youth, and 40% are focused on to keeping the lives of children and youth stable. The remaining investments fall in the categories of Healthy and Safe. Seven agencies have investments in preventive programs.

Figure 5. 2018 Investments by Service Model



Positive youth development programs comprise 14% (\$792 million) of the total investments with the majority of the investments in the Educated and Employed categories. Thirteen agencies have investments in positive youth development activities.

Rehabilitation and corrective programs comprise less than 1% of all funds invested in children and youth. The majority of these investments are for keeping individuals stable. Additionally, less than 1% of all funds are uncategorized because they have multiple purposes, meaning funds are administered across service models. Only one agency has investments in this category.

Figure 5 shows the investments by service model and how the investments within each service model are allocated to the developmental goals, and Table 8 shows the percentage of each agency’s budget across the service models. Table 7 shows the sources of funds by service model.

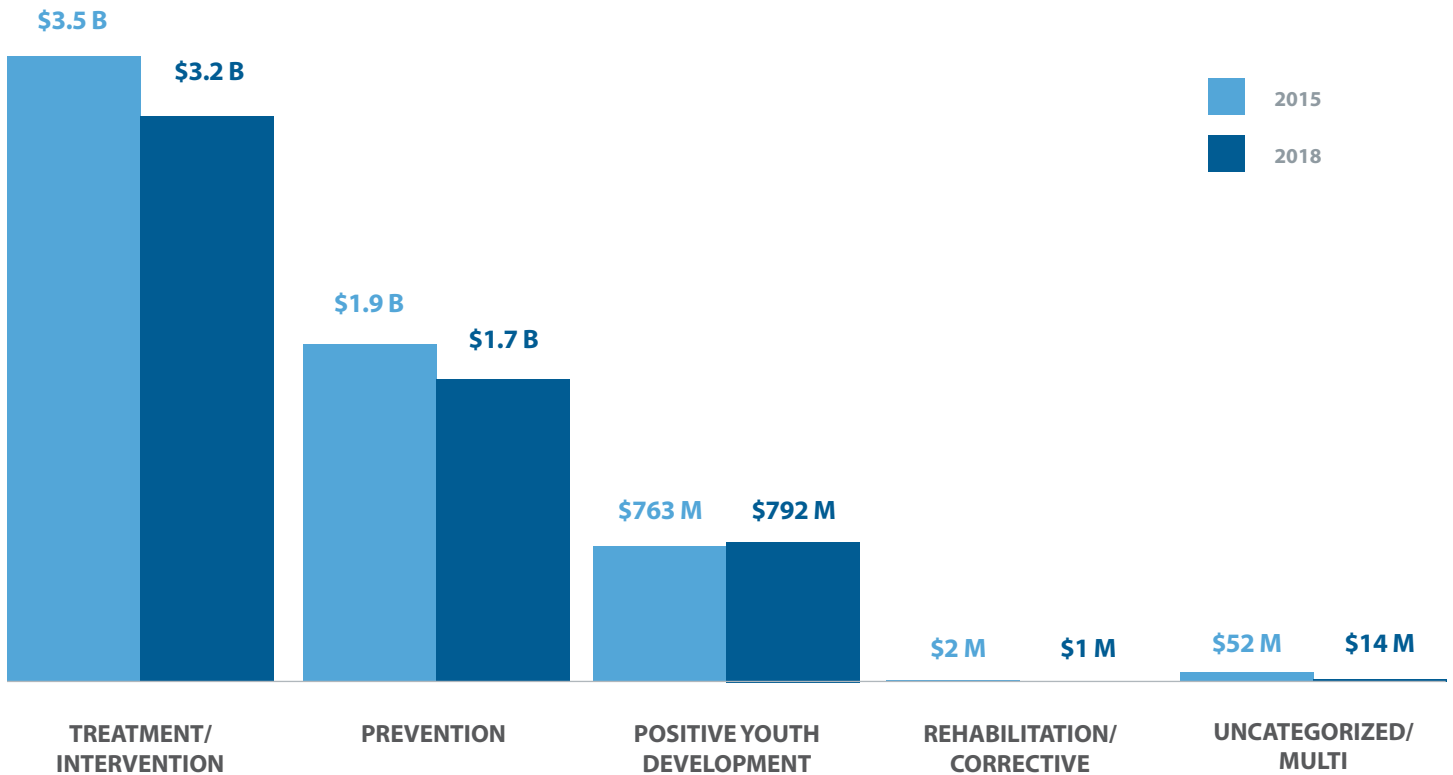
Table 7. 2018 Service Model Investments by Source of Funding

Agency	Expenditures on Youth 8–25	Percent Federal Funds	Percent State General Funds	Percent Other State Funds
Treatment/ Intervention	\$3,174,581,539	43%	42%	15%
Prevention	\$1,708,281,234	69%	30%	1%
Positive Youth Development	\$792,072,793	31%	65%	4%
Rehabilitation/ Corrective	\$13,515,700	48%	39%	13%
Uncategorized/Multi	\$1,401,298	100%	–	–
All Investments	\$5,689,852,564	49%	42%	9%

Table 8. 2018 Agency Investments by Service Model

Agency	Expenditures on Youth 8–25	Treatment/ Intervention	Prevention	Positive Youth Development	Rehabilitation/ Corrective	Uncategorized/ Multi
Illinois State Board of Education	\$2,695,161,418	65%	29%	6%		<1%
Department of Human Services	\$1,260,873,022	22%	78%			<1%
Department of Children and Family Services	\$821,722,512	99%		1%		
Illinois Student Assistance Commission	\$406,788,705			100%		
Department of Healthcare and Family Services	\$213,044,353	43%	56%	1%		<1%
Department of Commerce and Economic Opportunity	\$153,258,640			91%	9%	
Illinois Community College Board	\$49,079,788			100%		
Department of Public Health	\$48,657,851	63%	37%			
Illinois Criminal Justice Information Authority	\$15,485,907	22%	78%			
Illinois Arts Council	\$7,063,215			100%		
Department of Military Affairs	\$6,538,674			100%		
Department of Juvenile Justice	\$3,741,158	58%		42%		
Department of Corrections	\$2,665,434	100%				
Illinois Board of Higher Education	\$2,411,716			100%		
Illinois Guardianship and Advocacy Commission	\$1,087,110		100%			
Department of Agriculture	\$786,399			100%		
Department of Human Rights	\$776,585	100%				
Department on Aging	\$478,652		50%	50%		
University Scholarships (Multiple State Universities) ¹⁵	\$231,425			100%		

Figure 6. Investments by Service Model, 2015 vs. 2018



While overall investments in children and youth in Fiscal Year 2018 declined from Fiscal Year 2015, investments in positive youth development programs increased by \$30 million. Positive youth development is the only service model category that showed an increase in 2018. Figure 6 shows the investments by service model between 2015 and 2018.



EDUCATED

Improve school readiness and student success for all.

Table 9. Agencies with Investments in Educated

Agency	% Share of Total Investments in Educated	% of Agency Budget Comprised of Educated
Illinois State Board of Education	85%	100%
Illinois Student Assistance Commission	13%	100%
Illinois Community College Board	2%	100%
Department of Military Affairs	<1%	100%
Illinois Board of Higher Education	<1%	100%
University Scholarships (Multiple State Universities)	<1%	100%

Investments in Educated:
\$3,160,211,726¹⁶

% of Total Investments: 55%

Number of Agencies with Investments in Educated: 6

Types of Investments

- Adult education
- Advanced placement
- Afterschool programs
- Alternative education options
- Arts and foreign language
- Career and technical education
- Children’s mental health partnership
- College access
- High school equivalency
- Math/Science programs
- Nutrition
- Parent mentoring
- Safe schools
- Summer school
- Supports for students with disabilities
- Scholarships
- Title funds

Table 10. Educated Investments by Service Model

Service Model	% Share of Total Investments in Educated	% of Service Model Comprised of Educated
Positive Youth Development	20%	79%
Prevention	25%	47%
Treatment/Intervention	55%	55%
Rehabilitation/Corrective	<1%	39%

Largest Expenditures

Child nutrition (\$777M)

Title I (\$658M)

Individuals with Disabilities Act—Education (\$503M)



STABLE

Meet the needs of the most vulnerable, and increase individual and family stability and self-sufficiency.

Table 11. Agencies with Investments in Stable

Agency	% Share of Total Investments in Stable	% of Agency Budget Comprised of Stable
Department of Children and Family Services	39%	100%
Illinois Guardianship and Advocacy Commission	<1%	100%
Department of Human Rights	<1%	100%
Department on Aging	<1%	100%
Department of Human Services	60%	99%
Department of Juvenile Justice	<1%	46%
Department of Commerce and Economic Opportunity	1%	9%

Investments in Stable:
\$2,090,421,438¹⁷

% of Total Investments: 37%

Number of Agencies with Investments in Stable: 7

Types of Investments

- Home stability
- Child care
- Mental health
- Addiction treatment
- Prevention of abuse
- Supporting individuals with disabilities
- Counseling and case management
- Community-based services
- TANF & SNAP
- Physical health
- Two-generation strategies
- Homelessness and housing
- Teen parenting
- Juvenile justice

Table 12. Stable Investments by Service Model

Service Model	% Share of Total Investments in Stable	% of Service Model Comprised of Stable
Positive Youth Development	1%	2%
Prevention	34%	42%
Treatment/Intervention	64%	42%
Rehabilitation/Corrective	<1%	59%
Uncategorized/Multi	1%	100%

Largest Expenditures

- Child care services** (\$556M)
- Foster homes and specialized care** (\$317M)
- Institution and group home care and prevention** (\$189M)



HEALTHY

Improve overall health of Illinoisans.

Table 13. Agencies with Investments in Healthy

Agency	% Share of Total Investments in Healthy	% of Agency Budget Comprised of Healthy
Department of Healthcare and Family Services	81%	100%
Department of Public Health	19%	100%

Table 14. Healthy Investments by Service Model

Service Model	% Share of Total Investments in Healthy	% of Service Model Comprised of Healthy
Prevention	71%	11%
Treatment/Intervention	29%	2%
Rehabilitation/Corrective	<1%	3%

Investments in Healthy:
\$261,702,204¹⁸

% of Total Investments: 5%

Number of Agencies with Investments in Healthy: 2

Types of Investments

- AIDS/HIV
- Behavioral health
- Children’s mental health
- Diabetes treatment
- Epilepsy treatment
- Family planning
- Medical services and supplies
- Preventive health (including dental, vision, and hearing screenings)
- Programs for children with specialized needs
- Public health
- School health centers
- Tobacco use prevention programs

Largest Expenditures

Federal reimbursement to schools for medical services and administration (\$167M)

Children’s mental health and other health services (\$46M)



EMPLOYABLE

Increase employment, and attract, retain, and grow businesses.

Table 15. Agencies with Investments in Employable

Agency	% Share of Total Investments in Employable	% of Agency Budget Comprised of Employable
Department of Commerce and Economic Opportunity	100%	91%

Investments in Employable: \$139,742,940

% of Total Investments: 2%

Number of Agencies with Investments in Employable: 1

Types of Investments

- Workforce Innovation and Opportunity Act
- Special Recreation Association

Table 16. Employable Investments by Service Model

Service Model	% Share of Total Investments in Employable	% of Service Model Comprised of Employable
Positive Youth Development	100%	18%

Largest Expenditures

Workforce Investment Act (\$139M)



SAFE
Create safer communities.

Table 17. Agencies with Investments in Safe

Agency	% Share of Total Investments in Safe	% of Agency Budget Comprised of Safe
Illinois Criminal Justice Information Authority	52%	100%
Department of Corrections	9%	100%
Department of Juvenile Justice	7%	54%
Department of Human Services	33%	1%

Investments in Safe:
\$29,924,642

% of Total Investments: <1%

Number of Agencies with Investments in Safe: 4

Types of Investments

- Bullying prevention
- Diversion programs
- Federal programs
- School district programs
- Services for survivors of human trafficking
- Sexual assault services and prevention
- Violence prevention

Table 18. Safe Investments by Service Model

Service Model	% Share of Total Investments in Safe	% of Service Model Comprised of Safe
Prevention	62%	1%
Treatment/Intervention	38%	<1%

Largest Expenditures

Adult Redeploy and diversion programs (\$6.5M)

Rape victims prevention act (\$5.8M)

Community-based violence prevention programs (\$3.9M)

Family violence programs (\$3.1M)



CONNECTED

Strengthen cultural and environmental vitality.

Table 19. Agencies with Investments in Connected

Agency	% Share of Total Investments in Connected	% of Agency Budget Comprised of Connected
Illinois Arts Council	90%	100%
Department of Agriculture	10%	100%

Table 20. Connected Investments by Service Model

Service Model	% Share of Total Investments in Connected	% of Service Model Comprised of Connected
Positive Youth Development	100%	1%

Investments in Connected:
\$7,849,614

% of Total Investments: <1%

Number of Agencies with Investments in Connected: 2

Types of Investments

- 4-H clubs
- Arts education
- Arts programs (general)
- Arts programs for underserved populations
- Foreign language in schools
- Programs to enhance the cultural environment

Largest Expenditures

Grants and financial assistance for arts organizations (\$3.9M)







Appendix A

2018 Total Estimated Investments in Children and Youth by Agency— Appropriations vs. Expenditures

Agency	Budget Items	2018 Estimated Appropriations for Youth 8-25	2018 Estimated Expenditures on Youth 8-25
Illinois State Board of Education	35	\$3,905,123,799	\$2,695,161,418
Department of Human Services	101	\$1,714,636,389	\$1,260,873,022
Department of Children and Family Services	31	\$897,076,340	\$821,722,512
Illinois Student Assistance Commission	11	\$424,647,200	\$406,788,705
Department of Healthcare and Family Services	3	\$271,000,000	\$213,044,353
Department of Commerce and Economic Opportunity	3	\$395,244,400	\$153,258,640
Illinois Community College Board	9	\$55,900,740	\$49,079,788
Department of Public Health	22	\$72,245,600	\$48,657,851
Illinois Criminal Justice Information Authority	8	\$26,692,721	\$15,485,907
Illinois Arts Council	6	\$7,512,300	\$7,063,215
Department of Military Affairs	3	\$12,065,200	\$6,538,674
Department of Juvenile Justice	4	\$13,186,800	\$3,741,158
Department of Corrections	1	\$5,000,000	\$2,665,434
Illinois Board of Higher Education	3	\$2,510,000	\$2,411,716
Illinois Guardianship and Advocacy Commission	1	\$1,872,564	\$1,087,110
Department of Agriculture	1	\$786,400	\$786,399
Department of Human Rights	1	\$929,300	\$776,585
Department on Aging	2	\$541,400	\$478,652
University Scholarships (Multiple State Universities) ¹⁹	5	\$341,000	\$231,425
TOTAL	250	\$7,807,312,153	\$5,689,852,564

Appendix B

2018 Budget Details by Development Goal and Service Model

Service Model	 Educated	 Stable	 Healthy	 Employable	 Safe	 Connected	Total
Treatment/ Intervention	\$1,739,957,446	\$1,346,232,353	\$76,923,377		\$11,468,363		\$3,174,581,539
Prevention	\$794,683,690	\$710,402,396	\$184,738,869		\$18,456,279		\$1,708,281,234
Positive Youth Development	\$625,029,790	\$19,450,449		\$139,742,940		\$7,849,614	\$792,072,793
Uncategorized/ Multi		\$13,515,700					\$13,515,700
Rehabilitation/ Corrective	\$540,800	\$820,540	\$39,958				\$1,401,298
All Investments	\$3,160,211,726	\$2,090,421,438	\$261,702,204	\$139,742,940	\$29,924,642	\$7,849,614	\$5,689,852,564

Appendix C

Appendix C – Budget Line Items by Developmental Goal



Connected

Agency Name	Approp Code	Appropriation Name	Expended (FY18)
Department Of Agriculture	0045-40653-49000200	Premiums to Agricultural Extension or 4-H Clubs	786,399
Illinois Arts Council	0001-50301-44000000	Grants and Financial Assistance for Arts Organizations	3,918,560
Illinois Arts Council	0001-50301-49000000	Grant Expenses Associated with Programs Supporting the Visual Arts, Performing Arts, Languages and Related Activities	946,987
Illinois Arts Council	0001-50301-44000200	Grants and Financial Assistance for Arts Education	553,355
Illinois Arts Council	0001-50301-19000000	Arts and Foreign Language in Schools	473,957
Illinois Arts Council	0657-50301-44000000	Grants and Programs to Enhance the Cultural Environment	386,481
Illinois Arts Council	0001-50301-44000100	Grants and Financial Assistance for Underserved Constituencies	348,056
Illinois Arts Council	0657-50301-44000000	Grants and Programs to Enhance the Cultural Environment	279,582
Illinois Arts Council	0657-50301-44000000	Grants and Programs to Enhance the Cultural Environment	156,237



Educated

Agency Name	Approp Code	Appropriation Name	Expended (FY18)
Department Of Military Affairs	0333-46601-19000100	Lincoln's ChalleNGe	4,052,067
Department Of Military Affairs	0001-46601-19000000	Lincoln's ChalleNGe	2,237,817
Department Of Military Affairs	0333-46601-44000000	Lincoln's ChalleNGe Allowances	248,790
Illinois Board Of Higher Education	0001-60101-44760100	Creating Pathways and Access for Student Success (CPASS) (formerly Chicago Area Health and Medical Careers Program)	1,406,049

Appendix C – Budget Line Items by Developmental Goal *continued*

Agency Name	Approp Code	Appropriation Name	Expended (FY18)
Illinois Board Of Higher Education	0001-60101-44761900	Cooperative Work Study Grants	928,972
Illinois Board Of Higher Education	0001-60101-44760300	Illinois Math and Science Academy (IMSA) Fusion Program	76,695
Illinois Community College Board	0001-68401-49003000	Adult Education - Grants to Eligible Providers	10,024,190
Illinois Community College Board	0001-68401-49001300	Career and Technical Education (CTE)	8,610,834
Illinois Community College Board	0001-68401-49001300	Career and Technical Education (CTE)	8,610,834
Illinois Community College Board	0692-68401-49000100	Adult Education	8,590,679
Illinois Community College Board	0772-68401-49001300	Career and Technical Education	7,601,382
Illinois Community College Board	0001-68401-49003100	Adult Education - Performance Based Grants	4,997,324
Illinois Community College Board	0692-68401-19000000	Adult Education and Literacy Activities	436,541
Illinois Community College Board	0001-68401-19000000	High School Equivalency Testing	158,222
Illinois Community College Board	0161-68401-19000000	High School Equivalency Testing	49,782
Illinois Community College Board	0001-68401-44750000	Scholarships to Qualifying Graduates of the Lincoln's ChalleNGe Program	-
Illinois Student Assistance Commission	0001-69131-49000000	Monetary Award Program (MAP)	396,841,271
Illinois Student Assistance Commission	0007-69131-44751800	Golden Apple Scholars of Illinois	3,247,125
Illinois Student Assistance Commission	0007-69131-44751800	Golden Apple Scholars of Illinois	3,247,125
Illinois Student Assistance Commission	0701-69131-19000000	Gaining Early Awareness and Readiness for Undergraduate Programs (GEAR UP)	1,418,636
Illinois Student Assistance Commission	0007-69131-44750300	Children of Policemen, Firemen or Correctional Officers Killed or Disabled in the Line of Duty	945,125
Illinois Student Assistance Commission	0007-69131-44750100	Minority Teacher Scholarships (MTI)	437,251

Appendix C – Budget Line Items by Developmental Goal *continued*

Agency Name	Approp Code	Appropriation Name	Expended (FY18)
Illinois Student Assistance Commission	0007-69131-44750100	Minority Teacher Scholarships (MTI)	437,251
Illinois Student Assistance Commission	0418-69101-44000000	Higher Education License Plate Grant Program	96,700
Illinois Student Assistance Commission	0753-69131-44750000	Illinois Future Teacher Corps Scholarship Program	67,961
Illinois Student Assistance Commission	0259-69131-44750000	Optometric Education Scholarship Program	50,000
Illinois Student Assistance Commission	0092-69131-19000000	Federal Paul Douglas Teacher Program to the Federal Government	260
Illinois Student Assistance Commission	0721-69131-44750000	Illinois National Guard Grants for Eligible Students at State Universities and Public Community Colleges	-
Illinois Student Assistance Commission	0007-69131-44751600	Illinois Scholars Program	-
State Board Of Education	0410-58618-44000100	Child Nutrition	777,790,271
State Board Of Education	0561-58644-44000100	Title I	658,593,805
State Board Of Education	0561-58664-44000000	Individuals with Disabilities Act - Education	502,603,686
State Board Of Education	0001-58618-44001400	Special Education - Student Transportation Reimbursement, 14-13.01 (b)	387,682,596
State Board Of Education	0001-58618-44000500	Special Education - Private Tuition, 14-7.02	135,265,499
State Board Of Education	0561-58646-44000100	Title IV	39,856,570
State Board Of Education	0001-58618-49002700	Career and Technical Education Programs	38,051,702
State Board Of Education	0561-58618-44000300	Title III	26,478,499
State Board Of Education	0561-58669-44000100	Career and Technical Education - Basic	24,194,537
State Board Of Education	0031-58610-44000000	Drivers Education	18,749,971
State Board Of Education	0561-58646-44000100	Title IV	13,285,523
State Board Of Education	0001-58613-44003400	Truants' Alternative and Optional Education Program	11,439,135

Appendix C – Budget Line Items by Developmental Goal *continued*

Agency Name	Approp Code	Appropriation Name	Expended (FY18)
State Board Of Education	0001-58613-49009200	After School Programs	10,350,208
State Board Of Education	0001-58618-44001500	Reimbursement for Free Breakfast/Lunch	9,000,000
State Board Of Education	0001-58618-49005600	Regional Safe Schools	6,298,835
State Board Of Education	0001-58618-44005705	Per Capita Grants to Alternative Schools, Safe Schools and Alternative Learning Opportunities	5,400,000
State Board Of Education	0001-58618-44003800	Agricultural Education	4,970,203
State Board Of Education	0561-58647-44000300	Math/Science Partnerships	4,935,816
State Board Of Education	0560-58618-49000200	Sexual Risk Avoidance Education	3,846,727
State Board Of Education	0561-58648-44000000	Title X	3,700,508
State Board Of Education	0001-58668-44006200	After School Matters	2,443,800
State Board Of Education	0001-58613-49006300	Southwest Organizing Project - Parent Mentoring Program	2,000,000
State Board Of Education	0001-58618-44000200	Visually Impaired/Educational Materials Coordinating Unit, 14-11.01	1,421,100
State Board Of Education	0560-58618-49000000	Substance Abuse and Mental Health Services	1,287,420
State Board Of Education	0561-58663-44000000	Individuals with Disabilities Act - Improvement Program	1,162,282
State Board Of Education	0561-58613-44000000	Title V	1,089,471
State Board Of Education	0001-58618-49004200	School Support Services (Lowest Performing Schools)	1,002,800
State Board Of Education	0001-58618-44003700	Blind/Dyslexic Persons Reading Program	846,000
State Board Of Education	0001-58675-19000000	Community Residential Service Authority	540,800
State Board Of Education	0001-58618-49002100	Advanced Placement - Course Implementation	500,000
State Board Of Education	0561-58666-44000000	Individuals with Disabilities Act - Deaf/Blind	331,338

Appendix C – Budget Line Items by Developmental Goal *continued*

Agency Name	Approp Code	Appropriation Name	Expended (FY18)
State Board Of Education	0144-58613-19000000	Projects Supported by Gifts and Donations	14,729
State Board Of Education	0144-58613-19000000	Projects Supported by Gifts and Donations	12,839
State Board Of Education	0144-58613-19000000	Projects Supported by Gifts and Donations	10,910
State Board Of Education	0144-58613-19000000	Projects Supported by Gifts and Donations	1,929
State Board Of Education	0144-58613-19000000	Projects Supported by Gifts and Donations	1,169
State Board Of Education	0144-58613-19000000	Projects Supported by Gifts and Donations	565
State Board Of Education	0144-58613-19000000	Projects Supported by Gifts and Donations	78
State Board Of Education	0144-58613-19000000	Projects Supported by Gifts and Donations	39
State Board Of Education	0144-58613-19000000	Projects Supported by Gifts and Donations	39
State Board Of Education	0144-58613-19000000	Projects Supported by Gifts and Donations	19
State Board Of Education	0560-58618-49000100	Adolescent Health	-
State Board Of Education	0561-58637-44000000	Advanced Placement Fee	-
State Board Of Education	0512-58668-19006200	Grants to At-Risk Schools for the Promotion of Extracurricular and After-School Programs	-
State Board Of Education	0561-58680-49000000	Special Federal Congressional Projects	-
State Board Of Education	0561-58680-49000000	Special Federal Congressional Projects	-
State Board Of Education	0561-58680-49000000	Special Federal Congressional Projects	-
State Board Of Education	0561-58680-49000000	Special Federal Congressional Projects	-
State Board Of Education	0561-58680-49000000	Special Federal Congressional Projects	-
State Board Of Education	0561-58680-49000000	Special Federal Congressional Projects	-

Appendix C – Budget Line Items by Developmental Goal *continued*

Agency Name	Approp Code	Appropriation Name	Expended (FY18)
University Scholarships (Multiple Agencies)	0417-67601-44000000	Scholarship Grant Awards, Pursuant to 625 ILCS 5/3-629	186,625
University Scholarships (Multiple Agencies)	0417-64401-44000000	Scholarship Grant Awards, Pursuant to 625 ILCS 5/3-629	22,300
University Scholarships (Multiple Agencies)	0417-66401-44000000	Scholarship Grant Awards, Pursuant to 625 ILCS 5/3-629	14,500
University Scholarships (Multiple Agencies)	0417-61201-44750000	Scholarship Grant Awards, Pursuant to 625 ILCS 5/3-629	8,000
University Scholarships (Multiple Agencies)	0417-62801-44000000	Scholarship Grant Awards, Pursuant to 625 ILCS 5/3-629	-



Employable

Agency Name	Approp Code	Appropriation Name	Expended (FY18)
Department Of Commerce And Economic Opportunity	0913-42030-49000000	Administrative Expenses and Grants Associated with the Workforce Innovation and Opportunity Act	139,510,760
Department Of Commerce And Economic Opportunity	0001-42075-49000100	Northeast DuPage Special Recreation Association	232,180



Healthy

Agency Name	Approp Code	Appropriation Name	Expended (FY18)
Department Of Healthcare And Family Services	0355-47865-44000000	Federal Reimbursement to Schools for Medical Services and Administration	166,678,991
Department Of Healthcare And Family Services	0720-47865-49000000	Children's Mental Health and Other Health Services	46,325,404
Department Of Healthcare And Family Services	0575-47865-44000000	Juvenile Behavioral Health Services - Federal Reimbursement	39,958

Appendix C – Budget Line Items by Developmental Goal *continued*

Agency Name	Approp Code	Appropriation Name	Expended (FY18)
Department Of Public Health	0001-48251-19000100	Expenses of AIDS/HIV Education, Services, Prescription Drugs, Correctional Facilities Counseling, Testing Referral and Partner Notification (CTRPN), and Patient and Worker Notification	20,385,594
Department Of Public Health	0872-48260-44000100	Grants to the Board of Trustees of the University of Illinois Division of Specialized Care for Children	6,789,953
Department Of Public Health	0063-48230-49000200	Grants for Public Health Programs, Including Operations	4,545,604
Department Of Public Health	0733-48230-44000000	Local Health Protection Grants for Anti-Smoking Programs	4,118,571
Department Of Public Health	0001-48250-44000000	Grants for Immunizations and Outreach Activities	2,839,760
Department Of Public Health	0920-48230-44630000	Grants for Free Distribution of Medical Preparations and Food Supplies	2,271,326
Department Of Public Health	0063-48251-19001000	Expenses of Programs for Prevention of AIDS/HIV	1,983,872
Department Of Public Health	0733-48260-19000000	Costs Associated with Children's Health Programs	1,192,200
Department Of Public Health	0001-48260-19000200	Expenses Associated with School Health Centers	1,151,100
Department Of Public Health	0873-48230-19000000	Expenses of Preventive Health and Health Services Programs	843,522
Department Of Public Health	0001-48251-49000000	Grants and Other Expenses for the Prevention and Treatment for HIV/AIDS for Minorities	662,070
Department Of Public Health	0437-48251-49000000	Grants HIV/AIDS Quality of Life Programs and Expenses of HIV/AIDS Prevention and Education	458,209
Department Of Public Health	0896-48230-19000000	Expenses of Public Health Programs	337,273
Department Of Public Health	0654-48230-19000000	Expenses of the Healthy Smiles Program	325,960
Department Of Public Health	0001-48230-44670400	Grants for Vision and Hearing Screening Programs	300,745
Department Of Public Health	0873-48230-49002300	Grants for Prevention Initiative Programs	270,371
Department Of Public Health	0001-48260-44000000	Grants to Family Planning Programs for Contraceptive Services	173,367
Department Of Public Health	0326-48251-49000000	Prevention and Treatment of HIV/AIDS	8,354

Appendix C – Budget Line Items by Developmental Goal *continued*

Agency Name	Approp Code	Appropriation Name	Expended (FY18)
Department Of Public Health	0197-48230-19000000	Expenses for Education and Treatment of Epilepsy	-
Department Of Public Health	0690-48230-19000000	Expenses of Diabetes Research, Treatment and Programs	-
Department Of Public Health	0733-48230-49000000	Grants for the Tobacco Use Prevention Program, Brothers And Sisters United Against HIV/AIDS (BASUAH) Program, and Asthma Prevention Program	-
Department Of Public Health	0001-48230-19000300	Violence Prevention Task Force	-



Safe

Agency Name	Approp Code	Appropriation Name	Expended (FY18)
Department Of Corrections	0523-42601-19000000	School District Programs	1,705,878
Department Of Corrections	0523-42601-19000000	School District Programs	959,556
Department Of Human Services	0001-44480-44000200	Rape Victims Prevention Act	5,792,515
Department Of Human Services	0408-44480-49000000	Family Violence Programs	3,162,081
Department Of Human Services	0158-44480-49000000	Sexual Assault Services and Prevention	600,000
Department Of Human Services	0389-44480-44000000	Sexual Assault Services	100,000
Department Of Human Services	0921-44415-19100000	DHS Recoveries Trust	60,027
Department Of Human Services	0050-44415-19000100	Interagency Support Services	11,529
Department Of Human Services	0050-44415-19000000	Behavioral Health Special Projects	10,732
Department Of Human Services	0690-44415-49000000	Open Door Project	-

Appendix C – Budget Line Items by Developmental Goal *continued*

Agency Name	Approp Code	Appropriation Name	Expended (FY18)
Department Of Human Services	0528-44480-49000000	Domestic Violence Programs	-
Department Of Human Services	0132-44480-44000000	Specialized Services for Survivors of Human Trafficking	-
Department Of Juvenile Justice	0523-42501-19000200	Miscellaneous Programs	1,478,661
Department Of Juvenile Justice	0523-42501-19000100	Federal Programs	371,052
Department Of Juvenile Justice	0001-42501-19000200	Youth Aftercare Ombudsman	186,704
Illinois Criminal Justice Information Authority	0001-54601-49000100	Adult Redeploy and Diversion Programs	6,512,210
Illinois Criminal Justice Information Authority	0001-54601-49001000	Community-Based Violence Prevention Programs	3,908,225
Illinois Criminal Justice Information Authority	0001-54601-49000800	Metropolitan Family Services Support of Street Intervention Programming (Formerly Operation CeaseFire)	3,432,875
Illinois Criminal Justice Information Authority	0001-54601-49000900	Safe From the Start	997,324
Illinois Criminal Justice Information Authority	0001-54601-19000100	Illinois Family Violence Coordinating Councils	384,474
Illinois Criminal Justice Information Authority	0001-54601-49000000	Activities in Support of Federal Assistance Programs Administered by State and Local Governments and Non-Profit Organizations	116,650
Illinois Criminal Justice Information Authority	0001-54601-49000000	Activities in Support of Federal Assistance Programs Administered by State and Local Governments and Non-Profit Organizations	87,488
Illinois Criminal Justice Information Authority	0001-54601-49000000	Activities in Support of Federal Assistance Programs Administered by State and Local Governments and Non-Profit Organizations	29,163
Illinois Criminal Justice Information Authority	0001-54601-49000000	Activities in Support of Federal Assistance Programs Administered by State and Local Governments and Non-Profit Organizations	17,498
Illinois Criminal Justice Information Authority	0318-54601-49000000	Adult Redeploy and Diversion Programs	-
Illinois Criminal Justice Information Authority	0001-54601-19000200	Bullying Prevention	-

Appendix C – Budget Line Items by Developmental Goal *continued*



Stable

Agency Name	Approp Code	Appropriation Name	Expended (FY18)
Department Of Children And Family Services	0001-41817-49001800	Foster Homes and Specialized Foster Care	188,382,484
Department Of Children And Family Services	0001-41817-49002000	Institution and Group Home Care and Prevention	133,965,686
Department Of Children And Family Services	0220-41817-49001800	Foster Homes and Specialized Foster Care	126,233,239
Department Of Children And Family Services	0001-41817-49001900	Adoption and Guardianship Services	105,108,807
Department Of Children And Family Services	0220-41817-49002000	Institution and Group Home Care and Prevention	56,025,601
Department Of Children And Family Services	0220-41817-49001900	Adoption and Guardianship Services	48,828,679
Department Of Children And Family Services	0001-41850-49000100	Protective/Family Maintenance Day Care	23,766,569
Department Of Children And Family Services	0220-41817-49001000	Family Preservation Program	21,797,147
Department Of Children And Family Services	0001-41840-19000000	Targeted Case Management	9,596,989
Department Of Children And Family Services	0001-41817-49001900	Adoption and Guardianship Services	9,139,896
Department Of Children And Family Services	0220-41840-19001100	Independent Living Initiative	6,842,971
Department Of Children And Family Services	0220-41817-44000300	Counseling and Auxiliary Services	6,503,157
Department Of Children And Family Services	0001-41817-44000300	Counseling and Auxiliary Services	6,493,805
Department Of Children And Family Services	0220-41830-19000300	Comprehensive Child Welfare Information System (CCWIS)	5,895,124
Department Of Children And Family Services	0001-41817-49002200	Services Associated with the Foster Care Initiative	5,682,814
Department Of Children And Family Services	0220-41830-19000300	Comprehensive Child Welfare Information System (CCWIS)	5,659,528

Appendix C – Budget Line Items by Developmental Goal *continued*

Agency Name	Approp Code	Appropriation Name	Expended (FY18)
Department Of Children And Family Services	0220-41874-49000000	Foster Care and Adoptive Care Training Services	4,562,861
Department Of Children And Family Services	0220-41817-49001900	Adoption and Guardianship Services	4,245,972
Department Of Children And Family Services	0220-41817-49001200	Family Centered Services Initiative	3,885,023
Department Of Children And Family Services	0220-41817-49001200	Family Centered Services Initiative	3,885,023
Department Of Children And Family Services	0220-41817-49001200	Family Centered Services Initiative	3,885,023
Department Of Children And Family Services	0220-41817-49001200	Family Centered Services Initiative	3,885,023
Department Of Children And Family Services	0220-41817-49001800	Foster Homes and Specialized Foster Care	3,236,750
Department Of Children And Family Services	0566-41850-19000100	Federal Child Protection Projects	2,729,025
Department Of Children And Family Services	0001-41817-49000300	Pre Admission/Post Discharge Psychiatric Screening	2,722,416
Department Of Children And Family Services	0220-41817-49000900	Psychological Assessments, Including Operations and Administrative Expenses	2,711,738
Department Of Children And Family Services	0220-41817-49001000	Family Preservation Program	2,694,029
Department Of Children And Family Services	0220-41830-19000300	Comprehensive Child Welfare Information System (CCWIS)	2,357,700
Department Of Children And Family Services	0220-41817-44000800	Children's Personal and Physical Maintenance	2,147,488
Department Of Children And Family Services	0001-41817-49001000	Family Preservation Program	2,097,826
Department Of Children And Family Services	0001-41817-49000500	Children's Advocacy Centers	1,894,427
Department Of Children And Family Services	0220-41817-44000300	Counseling and Auxiliary Services	1,525,432
Department Of Children And Family Services	0001-41817-44000300	Counseling and Auxiliary Services	1,523,238
Department Of Children And Family Services	0220-41873-19000000	Title IV-E Reimbursement Enhancement	1,399,950
Department Of Children And Family Services	0220-41817-49000500	Children's Advocacy Centers	1,381,842

Appendix C – Budget Line Items by Developmental Goal *continued*

Agency Name	Approp Code	Appropriation Name	Expended (FY18)
Department Of Children And Family Services	0220-41830-19000300	Comprehensive Child Welfare Information System (CCWIS)	1,179,723
Department Of Children And Family Services	0220-41874-49000000	Foster Care and Adoptive Care Training Services	1,140,715
Department Of Children And Family Services	0001-41830-44750000	Department Scholarship Program	1,123,489
Department Of Children And Family Services	0220-41830-19000300	Comprehensive Child Welfare Information System (CCWIS)	945,872
Department Of Children And Family Services	0220-41817-49002200	Services Associated with the Foster Care Initiative	860,319
Department Of Children And Family Services	0001-41817-44000100	Youth in Transition Program	769,416
Department Of Children And Family Services	0220-41873-19000000	Title IV-E Reimbursement Enhancement	525,073
Department Of Children And Family Services	0582-41830-19000400	Private Grants for Child Welfare Improvements	481,574
Department Of Children And Family Services	0220-41830-19000300	Comprehensive Child Welfare Information System (CCWIS)	471,191
Department Of Children And Family Services	0220-41830-19000300	Comprehensive Child Welfare Information System (CCWIS)	471,191
Department Of Children And Family Services	0220-41830-19000300	Comprehensive Child Welfare Information System (CCWIS)	471,191
Department Of Children And Family Services	0220-41873-19000000	Title IV-E Reimbursement Enhancement	174,902
Department Of Children And Family Services	0220-41873-19000000	Title IV-E Reimbursement Enhancement	174,902
Department Of Children And Family Services	0220-41873-19000000	Title IV-E Reimbursement Enhancement	174,902
Department Of Children And Family Services	0934-41850-49000000	Child Abuse Prevention	64,770
Department Of Children And Family Services	0566-41840-19000100	Federal Child Welfare Projects	-
Department Of Children And Family Services	0220-41873-49000000	Juvenile Justice Title IV-E	-
Department Of Commerce And Economic Opportunity	0875-42075-49001000	Administrative Expenses, Technical Assistance and Grants to Local Governments or Others per Community Development Act for Cities Under 50,000 in Population	13,515,700

Appendix C – Budget Line Items by Developmental Goal *continued*

Agency Name	Approp Code	Appropriation Name	Expended (FY18)
Department Of Human Rights	0001-44210-19000000	Equal Employment Opportunity Cases/Elementary and Higher Education Processing	776,585
Department Of Human Services	0001-44401-49000100	Child Care Services	357,302,531
Department Of Human Services	0408-44480-49001400	Child Care Services	199,196,255
Department Of Human Services	0001-44401-44000200	Temporary Assistance to Needy Families	97,989,029
Department Of Human Services	0001-44422-49008000	Mental Health Grants for Children and Adolescents, Transitions and State Operated Facilities	96,451,854
Department Of Human Services	0142-44424-49000000	Developmental Disabilities Grants and Purchase of Care	59,986,329
Department Of Human Services	0013-44426-44001000	Addiction Treatment Services	39,030,314
Department Of Human Services	0081-44430-44000000	Case Services to Individuals	38,873,801
Department Of Human Services	0344-44424-49001800	Developmental Disabilities Grants and Long-Term Care	29,664,102
Department Of Human Services	0001-44426-44001000	Addiction Treatment Services	27,706,333
Department Of Human Services	0001-44401-44000100	Aid to Aged, Blind or Disabled	26,381,440
Department Of Human Services	0001-44426-44000100	Addiction Treatment - Medicaid Eligible	25,982,887
Department Of Human Services	0001-44422-49000300	Community Transitions and System Rebalancing	22,461,694
Department Of Human Services	0646-44426-49001200	Addiction Treatment and Related	16,459,565
Department Of Human Services	0365-44424-49008300	Health and Human Services Medicaid Trust	15,795,025
Department Of Human Services	0013-44426-49000100	Addiction Prevention and Related	13,970,221
Department Of Human Services	0001-44424-49001800	Developmental Disabilities Grants and Long-Term Care	11,516,632
Department Of Human Services	0050-44424-44001200	Developmental Disabilities Purchase of Care	9,963,811
Department Of Human Services	0001-44480-49000800	Healthy Families	7,949,960

Appendix C – Budget Line Items by Developmental Goal *continued*

Agency Name	Approp Code	Appropriation Name	Expended (FY18)
Department Of Human Services	0001-44480-49002100	After School Youth Programs	7,693,353
Department Of Human Services	0001-44424-49002000	Special Services	7,466,998
Department Of Human Services	0050-44440-19100400	Drugs and Costs Associated with Pharmacy Services	7,049,881
Department Of Human Services	0001-44430-44000000	Case Services to Individuals	6,781,213
Department Of Human Services	0001-44480-49000700	Parents Too Soon	6,113,214
Department Of Human Services	0509-44422-49000000	DHS Community Services	5,839,059
Department Of Human Services	0001-44426-49000200	Addiction Treatment - Special Population	5,408,321
Department Of Human Services	0001-44401-49000300	Immigrant Integration Services	5,331,100
Department Of Human Services	0001-44424-49009200	Developmental Disability Transitions	5,194,628
Department Of Human Services	0408-44480-49001300	Child Care Service Great Start	5,028,419
Department Of Human Services	0876-44422-44004700	Mental Health Block Grant Children and Adolescents	4,243,118
Department Of Human Services	0001-44430-44000700	Independent Living Centers	4,133,804
Department Of Human Services	0592-44422-49004000	DHS Federal Projects Fund	4,119,053
Department Of Human Services	0001-44424-44009200	Project for Autism	3,982,875
Department Of Human Services	0286-44480-49000000	Homelessness Prevention	3,928,358
Department Of Human Services	0001-44426-44001100	DCFS Clients	3,861,557
Department Of Human Services	0001-44480-49000900	Homeless Youth Services	3,614,701
Department Of Human Services	0592-44480-49000300	Public Health Programs	3,581,041
Department Of Human Services	0001-44480-49000000	Employability Development Services	3,482,689

Appendix C – Budget Line Items by Developmental Goal *continued*

Agency Name	Approp Code	Appropriation Name	Expended (FY18)
Department Of Human Services	0001-44422-49000700	Mental Health Grants for Children and Adolescents, Transitions and State Operated Facilities	3,463,071
Department Of Human Services	0365-44480-44004500	Grants for Supportive Housing Services	3,290,298
Department Of Human Services	0368-44426-49001200	Addiction Treatment Services	3,106,555
Department Of Human Services	0050-44440-19100300	Support Services	2,808,110
Department Of Human Services	0001-44480-49002000	Community Services	2,685,725
Department Of Human Services	0001-44424-49009300	DCFS Community Integrated Living Arrangements	2,470,394
Department Of Human Services	0036-44430-44000000	Case Services to Individuals	2,410,321
Department Of Human Services	0001-44480-49001400	Redeploy Illinois	2,364,658
Department Of Human Services	0408-44480-49000100	Parents Too Soon	2,148,214
Department Of Human Services	0921-44415-19100000	DHS Recoveries Trust	2,120,957
Department Of Human Services	0646-44426-49000100	Addiction Prevention and Related	2,091,410
Department Of Human Services	0001-44424-44000600	Epilepsy Services	1,888,566
Department Of Human Services	0921-44415-19100000	DHS Recoveries Trust	1,800,812
Department Of Human Services	0276-44426-49001200	Addiction Treatment and Related	1,604,771
Department Of Human Services	0408-44480-49000700	SNAP Outreach	1,231,253
Department Of Human Services	0001-44422-49000100	Mental Health Psychotropic Medications	1,230,845
Department Of Human Services	0921-44415-19100000	DHS Recoveries Trust	1,120,505
Department Of Human Services	0073-44424-49000000	Special Olympics Illinois and Children's Charities	1,000,000
Department Of Human Services	0286-44480-44000100	Homeless Youth Services	1,000,000

Appendix C – Budget Line Items by Developmental Goal *continued*

Agency Name	Approp Code	Appropriation Name	Expended (FY18)
Department Of Human Services	0128-44426-49000000	Addiction Prevention and Related	970,670
Department Of Human Services	0001-44424-44000500	Dental Grants	961,400
Department Of Human Services	0001-44426-49000500	Addiction Prevention and Related	943,439
Department Of Human Services	0001-44426-44000400	Addiction Treatment Services	922,403
Department Of Human Services	0001-44480-49001500	Homelessness Prevention	920,336
Department Of Human Services	0001-44424-44000300	Best Buddies	905,400
Department Of Human Services	0798-44432-19100000	Federally Assisted Programs	672,137
Department Of Human Services	0081-44430-49000100	Technical Assistance Project	608,909
Department Of Human Services	0129-44426-49000000	Compulsive Gamblers Treatment	593,050
Department Of Human Services	0921-44415-19100000	DHS Recoveries Trust	590,266
Department Of Human Services	0921-44415-19100000	DHS Recoveries Trust	510,230
Department Of Human Services	0921-44415-19100000	DHS Recoveries Trust	470,212
Department Of Human Services	0001-44424-44000200	ARC of Illinois Life Span Project	436,600
Department Of Human Services	0921-44415-19100000	DHS Recoveries Trust	430,194
Department Of Human Services	0001-44401-44000700	Refugees	419,352
Department Of Human Services	0050-44415-19000100	Interagency Support Services	407,351
Department Of Human Services	0921-44415-19100000	DHS Recoveries Trust	400,181
Department Of Human Services	0001-44426-49000300	Pilot Program Opioid Dependence	385,173
Department Of Human Services	0921-44415-19100000	DHS Recoveries Trust	380,172

Appendix C – Budget Line Items by Developmental Goal *continued*

Agency Name	Approp Code	Appropriation Name	Expended (FY18)
Department Of Human Services	0050-44415-19000000	Behavioral Health Special Projects	379,183
Department Of Human Services	0001-44480-44000100	Children's Place	353,100
Department Of Human Services	0910-44426-44001000	Addiction Treatment and Related	348,467
Department Of Human Services	0050-44415-19000100	Interagency Support Services	345,864
Department Of Human Services	0050-44415-19000000	Behavioral Health Special Projects	321,948
Department Of Human Services	0921-44415-19100000	DHS Recoveries Trust	270,122
Department Of Human Services	0001-44480-49001100	Westside Health Authority Crisis Intervention	266,906
Department Of Human Services	0921-44415-19100000	DHS Recoveries Trust	260,117
Department Of Human Services	0050-44415-19000100	Interagency Support Services	215,205
Department Of Human Services	0050-44415-19000000	Behavioral Health Special Projects	200,323
Department Of Human Services	0001-44401-49000200	Refugee Social Services	197,513
Department Of Human Services	0921-44415-19100000	DHS Recoveries Trust	170,077
Department Of Human Services	0921-44415-19100000	DHS Recoveries Trust	160,072
Department Of Human Services	0344-44424-49001800	Developmental Disabilities Grants and Long-Term Care	149,066
Department Of Human Services	0050-44415-19000100	Interagency Support Services	113,367
Department Of Human Services	0921-44415-19100000	DHS Recoveries Trust	110,050
Department Of Human Services	0050-44415-19000000	Behavioral Health Special Projects	105,527
Department Of Human Services	0921-44415-19100000	DHS Recoveries Trust	100,045
Department Of Human Services	0050-44415-19000100	Interagency Support Services	97,995

Appendix C – Budget Line Items by Developmental Goal *continued*

Agency Name	Approp Code	Appropriation Name	Expended (FY18)
Department Of Human Services	0050-44415-19000000	Behavioral Health Special Projects	91,219
Department Of Human Services	0050-44415-19000000	Behavioral Health Special Projects	84,064
Department Of Human Services	0050-44415-19000100	Interagency Support Services	82,623
Department Of Human Services	0050-44415-19000000	Behavioral Health Special Projects	76,910
Department Of Human Services	0050-44415-19000100	Interagency Support Services	76,859
Department Of Human Services	0050-44415-19000100	Interagency Support Services	73,016
Department Of Human Services	0050-44415-19000000	Behavioral Health Special Projects	71,544
Department Of Human Services	0050-44415-19000000	Behavioral Health Special Projects	67,967
Department Of Human Services	0921-44415-19100000	DHS Recoveries Trust	60,027
Department Of Human Services	0081-44470-19000000	Secondary Transitional Experience	56,733
Department Of Human Services	0050-44415-19000100	Interagency Support Services	51,880
Department Of Human Services	0921-44415-19100000	DHS Recoveries Trust	50,023
Department Of Human Services	0921-44415-19100000	DHS Recoveries Trust	50,023
Department Of Human Services	0921-44415-19100000	DHS Recoveries Trust	50,023
Department Of Human Services	0050-44415-19000100	Interagency Support Services	49,958
Department Of Human Services	0050-44415-19000000	Behavioral Health Special Projects	48,292
Department Of Human Services	0700-44480-49000000	Farmer's Market Nutrition	46,725
Department Of Human Services	0050-44415-19000000	Behavioral Health Special Projects	46,504
Department Of Human Services	0921-44415-19100000	DHS Recoveries Trust	40,018

Appendix C – Budget Line Items by Developmental Goal *continued*

Agency Name	Approp Code	Appropriation Name	Expended (FY18)
Department Of Human Services	0050-44415-19000100	Interagency Support Services	32,665
Department Of Human Services	0050-44415-19000100	Interagency Support Services	30,744
Department Of Human Services	0050-44415-19000000	Behavioral Health Special Projects	30,406
Department Of Human Services	0921-44415-19100000	DHS Recoveries Trust	30,014
Department Of Human Services	0050-44415-19000000	Behavioral Health Special Projects	28,618
Department Of Human Services	0081-44450-19000000	Secondary Transitional Experience	28,482
Department Of Human Services	0081-44451-19000000	Secondary Transitional Experience	25,260
Department Of Human Services	0050-44415-19000100	Interagency Support Services	21,136
Department Of Human Services	0921-44415-19100000	DHS Recoveries Trust	20,009
Department Of Human Services	0921-44415-19100000	DHS Recoveries Trust	20,009
Department Of Human Services	0050-44415-19000000	Behavioral Health Special Projects	19,675
Department Of Human Services	0050-44415-19000100	Interagency Support Services	19,215
Department Of Human Services	0050-44415-19000000	Behavioral Health Special Projects	17,886
Department Of Human Services	0623-44424-49000000	Special Olympics Illinois	16,295
Department Of Human Services	0050-44415-19000100	Interagency Support Services	11,529
Department Of Human Services	0050-44415-19000000	Behavioral Health Special Projects	10,732
Department Of Human Services	0013-44426-19100000	Alcohol and Substance Abuse Prevention and Treatment	10,453
Department Of Human Services	0921-44415-19100000	DHS Recoveries Trust	10,005
Department Of Human Services	0921-44415-19100000	DHS Recoveries Trust	10,005

Appendix C – Budget Line Items by Developmental Goal *continued*

Agency Name	Approp Code	Appropriation Name	Expended (FY18)
Department Of Human Services	0921-44415-19100000	DHS Recoveries Trust	10,005
Department Of Human Services	0458-44424-49000000	Autism Awareness	10,000
Department Of Human Services	0050-44415-19000100	Interagency Support Services	9,607
Department Of Human Services	0050-44415-19000100	Interagency Support Services	9,607
Department Of Human Services	0050-44415-19000000	Behavioral Health Special Projects	8,943
Department Of Human Services	0050-44415-19000000	Behavioral Health Special Projects	8,943
Department Of Human Services	0050-44415-19000000	Behavioral Health Special Projects	8,943
Department Of Human Services	0050-44415-19000000	Behavioral Health Special Projects	7,154
Department Of Human Services	0050-44415-19000000	Behavioral Health Special Projects	5,366
Department Of Human Services	0050-44415-19000100	Interagency Support Services	3,843
Department Of Human Services	0050-44415-19000100	Interagency Support Services	3,843
Department Of Human Services	0050-44415-19000000	Behavioral Health Special Projects	3,577
Department Of Human Services	0050-44415-19000000	Behavioral Health Special Projects	3,577
Department Of Human Services	0050-44415-19000100	Interagency Support Services	1,921
Department Of Human Services	0050-44415-19000100	Interagency Support Services	1,921
Department Of Human Services	0050-44415-19000100	Interagency Support Services	1,921
Department Of Human Services	0050-44415-19000000	Behavioral Health Special Projects	1,789
Department Of Human Services	0050-44415-19000000	Behavioral Health Special Projects	1,789
Department Of Human Services	0050-44415-19000000	Behavioral Health Special Projects	1,789

Appendix C – Budget Line Items by Developmental Goal *continued*

Agency Name	Approp Code	Appropriation Name	Expended (FY18)
Department Of Human Services	0644-44401-49000000	Child Care Services	2
Department Of Human Services	0690-44415-49000000	Open Door Project	-
Department Of Human Services	0001-44480-49002200	SSI Advocacy Services	-
Department Of Human Services	0690-44415-49000000	Open Door Project	-
Department Of Human Services	0128-44426-44000000	Alcoholism Prevention	-
Department Of Human Services	0592-44426-49000000	Partnership for Success Program	-
Department Of Human Services	0690-44415-49000000	Open Door Project	-
Department Of Human Services	0690-44415-49000000	Open Door Project	-
Department Of Human Services	0399-44424-44000000	Autism Cares	-
Department Of Human Services	0228-44424-49000000	Autism Research Checkoff	-
Department Of Human Services	0001-44424-49009100	Home and Community-Based Waiver	-
Department Of Human Services	0690-44415-49000000	Open Door Project	-
Department Of Human Services	0690-44415-49000000	Open Door Project	-
Department Of Human Services	0690-44415-49000000	Open Door Project	-
Department Of Human Services	0690-44415-49000000	Open Door Project	-
Department Of Human Services	0690-44415-49000000	Open Door Project	-
Department Of Human Services	0690-44415-49000000	Open Door Project	-
Department Of Human Services	0690-44415-49000000	Open Door Project	-
Department Of Human Services	0690-44415-49000000	Open Door Project	-

Appendix C – Budget Line Items by Developmental Goal *continued*

Agency Name	Approp Code	Appropriation Name	Expended (FY18)
Department Of Human Services	0148-44422-44000000	Mental Health Treatment	-
Department Of Human Services	0690-44415-49000000	Open Door Project	-
Department Of Human Services	0690-44415-49000000	Open Door Project	-
Department Of Human Services	0690-44415-49000000	Open Door Project	-
Department Of Human Services	0178-44480-44000000	Children's Wellness Charities	-
Department Of Human Services	0733-44480-44000100	Coalition for Technical Assistance and Training	-
Department Of Human Services	0733-44480-49000000	Children's Health Programs	-
Department Of Human Services	0001-44480-49000300	Teen Parents Services	-
Department Of Human Services	0690-44415-49000000	Open Door Project	-
Department Of Human Services	0001-44401-49000400	Welcoming Centers	-
Department Of Human Services	0690-44415-49000000	Open Door Project	-
Department Of Human Services	0690-44415-49000000	Open Door Project	-
Department Of Human Services	0690-44415-49000000	Open Door Project	-
Department Of Human Services	0001-44430-44000600	Case Services Migrant Workers	-
Department Of Human Services	0081-44430-44000600	Case Services Migrant Workers	-
Department Of Human Services	0690-44415-49000000	Open Door Project	-
Department Of Human Services	0690-44415-49000000	Open Door Project	-
Department Of Human Services	0690-44415-49000000	Open Door Project	-
Department Of Human Services	0690-44415-49000000	Open Door Project	-

Appendix C – Budget Line Items by Developmental Goal *continued*

Agency Name	Approp Code	Appropriation Name	Expended (FY18)
Department Of Human Services	0690-44415-49000000	Open Door Project	-
Department Of Juvenile Justice	0523-42501-19000000	School District Programs	1,587,567
Department Of Juvenile Justice	0523-42501-19000100	Federal Programs	73,234
Department Of Juvenile Justice	0523-42501-19000100	Federal Programs	43,940
Department On Aging	0001-40203-19000500	Grandparents Raising Grandchildren Program	241,467
Department On Aging	0001-40203-44000900	Foster Grandparents Program	237,185
Illinois Guardianship And Advocacy Commission	0297-53701-19000000	Services Pursuant to Section 5 of Guardianship and Advocacy Act	973,343
Illinois Guardianship And Advocacy Commission	0297-53701-19000000	Services Pursuant to Section 5 of Guardianship and Advocacy Act	113,767

Appendix D

Appendix D – Budget Line Items by Service Model

Service Model	Agency Name	Approp Code	Appropriation Name	Expended (FY18)
Positive Youth Development	Illinois Student Assistance Commission	0001-69131-49000000	Monetary Award Program (MAP)	396,841.3
Positive Youth Development	Department Of Commerce And Economic Opportunity	0913-42030-49000000	Administrative Expenses and Grants Associated with the Workforce Innovation and Opportunity Act	139,510.8
Positive Youth Development	State Board Of Education	0561-58646-44000100	Title IV	39,856.6
Positive Youth Development	State Board Of Education	0001-58618-49002700	Career and Technical Education Programs	38,051.7
Positive Youth Development	State Board Of Education	0561-58669-44000100	Career and Technical Education - Basic	24,194.5
Positive Youth Development	State Board Of Education	0031-58610-44000000	Drivers Education	18,750.0
Positive Youth Development	State Board Of Education	0561-58646-44000100	Title IV	13,285.5
Positive Youth Development	State Board Of Education	0001-58613-49009200	After School Programs	10,350.2
Positive youth development	Illinois Community College Board	0001-68401-49003000	Adult Education - Grants to Eligible Providers	10,024.2
Positive Youth Development	Illinois Community College Board	0001-68401-49001300	Career and Technical Education (CTE)	8,610.8
Positive Youth Development	Illinois Community College Board	0001-68401-49001300	Career and Technical Education (CTE)	8,610.8
Positive youth development	Illinois Community College Board	0692-68401-49000100	Adult Education	8,590.7
Positive Youth Development	Department Of Human Services	0001-44480-49002100	After School Youth Programs	7,693.4
Positive Youth Development	Illinois Community College Board	0772-68401-49001300	Career and Technical Education	7,601.4
Positive Youth Development	Department Of Children And Family Services	0220-41840-19001100	Independent Living Initiative	6,843.0
Positive Youth Development	Illinois Community College Board	0001-68401-49003100	Adult Education - Performance Based Grants	4,997.3
Positive Youth Development	State Board Of Education	0001-58618-44003800	Agricultural Education	4,970.2
Positive Youth Development	State Board Of Education	0561-58647-44000300	Math/Science Partnerships	4,935.8

Appendix D – Budget Line Items by Service Model *continued*

Service Model	Agency Name	Approp Code	Appropriation Name	Expended (FY18)
Positive Youth Development	Department Of Military Affairs	0333-46601-19000100	Lincoln's ChalleNGe	4,052.1
Positive Youth Development	Illinois Arts Council	0001-50301-44000000	Grants and Financial Assistance for Arts Organizations	3,918.6
Positive Youth Development	Illinois Student Assistance Commission	0007-69131-44751800	Golden Apple Scholars of Illinois	3,247.1
Positive Youth Development	Illinois Student Assistance Commission	0007-69131-44751800	Golden Apple Scholars of Illinois	3,247.1
Positive Youth Development	State Board Of Education	0001-58668-44006200	After School Matters	2,443.8
Positive Youth Development	Department Of Military Affairs	0001-46601-19000000	Lincoln's ChalleNGe	2,237.8
Positive Youth Development	State Board Of Education	0001-58613-49006300	Southwest Organizing Project - Parent Mentoring Program	2,000.0
Positive Youth Development	Department Of Juvenile Justice	0523-42501-19000000	School District Programs	1,587.6
Positive Youth Development	Illinois Student Assistance Commission	0701-69131-19000000	Gaining Early Awareness and Readiness for Undergraduate Programs (GEAR UP)	1,418.6
Positive Youth Development	Illinois Board Of Higher Education	0001-60101-44760100	Creating Pathways and Access for Student Success (CPASS) (formerly Chicago Area Health and Medical Careers Program)	1,406.0
Positive youth development	Department Of Children And Family Services	0001-41830-44750000	Department Scholarship Program	1,123.5
Positive Youth Development	Department Of Human Services	0073-44424-49000000	Special Olympics Illinois and Children's Charities	1,000.0
Positive Youth Development	Illinois Arts Council	0001-50301-49000000	Grant Expenses Associated with Programs Supporting the Visual Arts, Performing Arts, Languages and Related Activities	947.0
Positive Youth Development	Illinois Student Assistance Commission	0007-69131-44750300	Children of Policemen, Firemen or Correctional Officers Killed or Disabled in the Line of Duty	945.1
Positive Youth Development	Illinois Board Of Higher Education	0001-60101-44761900	Cooperative Work Study Grants	929.0
Positive Youth Development	State Board Of Education	0001-58618-44003700	Blind/Dyslexic Persons Reading Program	846.0

Appendix D – Budget Line Items by Service Model *continued*

Service Model	Agency Name	Approp Code	Appropriation Name	Expended (FY18)
Positive Youth Development	Department Of Agriculture	0045-40653-49000200	Premiums to Agricultural Extension or 4-H Clubs	786.4
Positive Youth Development	Department Of Children And Family Services	0001-41817-44000100	Youth in Transition Program	769.4
Positive Youth Development	Illinois Arts Council	0001-50301-44000200	Grants and Financial Assistance for Arts Education	553.4
Positive Youth Development	State Board Of Education	0001-58618-49002100	Advanced Placement - Course Implementation	500.0
Positive Youth Development	Illinois Arts Council	0001-50301-19000000	Arts and Foreign Language in Schools	474.0
Positive Youth Development	Illinois Student Assistance Commission	0007-69131-44750100	Minority Teacher Scholarships (MTI)	437.3
Positive Youth Development	Illinois Student Assistance Commission	0007-69131-44750100	Minority Teacher Scholarships (MTI)	437.3
Positive Youth Development	Illinois Community College Board	0692-68401-19000000	Adult Education and Literacy Activities	436.5
Positive Youth Development	Illinois Arts Council	0657-50301-44000000	Grants and Programs to Enhance the Cultural Environment	386.5
Positive Youth Development	Illinois Arts Council	0001-50301-44000100	Grants and Financial Assistance for Underserved Constituencies	348.1
Positive Youth Development	Illinois Arts Council	0657-50301-44000000	Grants and Programs to Enhance the Cultural Environment	279.6
Positive Youth Development	Department Of Military Affairs	0333-46601-44000000	Lincoln's ChalleNGe Allowances	248.8
Positive Youth Development	Department On Aging	0001-40203-44000900	Foster Grandparents Program	237.2
Positive Youth Development	Department Of Commerce And Economic Opportunity	0001-42075-49000100	Northeast DuPage Special Recreation Association	232.2
Positive Youth Development	University Scholarships (Multiple Agencies)	0417-67601-44000000	Scholarship Grant Awards, Pursuant to 625 ILCS 5/3-629	186.6
Positive Youth Development	Illinois Arts Council	0657-50301-44000000	Grants and Programs to Enhance the Cultural Environment	156.2
Positive Youth Development	Illinois Student Assistance Commission	0418-69101-44000000	Higher Education License Plate Grant Program	96.7
Positive Youth Development	Illinois Board Of Higher Education	0001-60101-44760300	Illinois Math and Science Academy (IMSA) Fusion Program	76.7

Appendix D – Budget Line Items by Service Model *continued*

Service Model	Agency Name	Approp Code	Appropriation Name	Expended (FY18)
Positive Youth Development	Illinois Student Assistance Commission	0753-69131-44750000	Illinois Future Teacher Corps Scholarship Program	68.0
Positive Youth Development	Department Of Human Services	0081-44470-19000000	Secondary Transitional Experience	56.7
Positive Youth Development	Department Of Human Services	0921-44415-19100000	DHS Recoveries Trust	50.0
Positive Youth Development	Illinois Student Assistance Commission	0259-69131-44750000	Optometric Education Scholarship Program	50.0
Positive Youth Development	Department Of Human Services	0081-44450-19000000	Secondary Transitional Experience	28.5
Positive Youth Development	Department Of Human Services	0081-44451-19000000	Secondary Transitional Experience	25.3
Positive Youth Development	University Scholarships (Multiple Agencies)	0417-64401-44000000	Scholarship Grant Awards, Pursuant to 625 ILCS 5/3-629	22.3
Positive Youth Development	Department Of Human Services	0623-44424-49000000	Special Olympics Illinois	16.3
Positive Youth Development	University Scholarships (Multiple Agencies)	0417-66401-44000000	Scholarship Grant Awards, Pursuant to 625 ILCS 5/3-629	14.5
Positive Youth Development	Department Of Human Services	0050-44415-19000000	Behavioral Health Special Projects	10.7
Positive Youth Development	Department Of Human Services	0050-44415-19000000	Behavioral Health Special Projects	8.9
Positive Youth Development	University Scholarships (Multiple Agencies)	0417-61201-44750000	Scholarship Grant Awards, Pursuant to 625 ILCS 5/3-629	8.0
Positive Youth Development	State Board Of Education	0144-58613-19000000	Projects Supported by Gifts and Donations	1.9
Positive Youth Development	State Board Of Education	0144-58613-19000000	Projects Supported by Gifts and Donations	1.2
Positive Youth Development	Illinois Student Assistance Commission	0092-69131-19000000	Federal Paul Douglas Teacher Program to the Federal Government	0.3
Positive Youth Development	State Board Of Education	0144-58613-19000000	Projects Supported by Gifts and Donations	0.0
Positive Youth Development	State Board Of Education	0144-58613-19000000	Projects Supported by Gifts and Donations	0.0

Appendix D – Budget Line Items by Service Model *continued*

Service Model	Agency Name	Approp Code	Appropriation Name	Expended (FY18)
Positive Youth Development	Illinois Student Assistance Commission	0721-69131-44750000	Illinois National Guard Grants for Eligible Students at State Universities and Public Community Colleges	-
Positive Youth Development	Illinois Student Assistance Commission	0007-69131-44751600	Illinois Scholars Program	-
Positive Youth Development	State Board Of Education	0561-58637-44000000	Advanced Placement Fee	-
Positive Youth Development	State Board Of Education	0512-58668-19006200	Grants to At-Risk Schools for the Promotion of Extracurricular and After-School Programs	-
Positive Youth Development	State Board Of Education	0561-58680-49000000	Special Federal Congressional Projects	-
Positive Youth Development	State Board Of Education	0561-58680-49000000	Special Federal Congressional Projects	-
Positive Youth Development	State Board Of Education	0561-58680-49000000	Special Federal Congressional Projects	-
Positive Youth Development	University Scholarships (Multiple Agencies)	0417-62801-44000000	Scholarship Grant Awards, Pursuant to 625 ILCS 5/3-629	-
Positive Youth Development	Illinois Community College Board	0001-68401-44750000	Scholarships to Qualifying Graduates of the Lincoln's ChalleNGe Program	-
Prevention	State Board Of Education	0410-58618-44000100	Child Nutrition	777,790.3
Prevention	Department Of Human Services	0001-44401-49000100	Child Care Services	357,302.5
Prevention	Department Of Human Services	0408-44480-49001400	Child Care Services	199,196.3
Prevention	Department Of Healthcare And Family Services	0355-47865-44000000	Federal Reimbursement to Schools for Medical Services and Administration	166,679.0
Prevention	Department Of Human Services	0001-44401-44000200	Temporary Assistance to Needy Families	97,989.0
Prevention	Department Of Human Services	0013-44426-49000100	Addiction Prevention and Related	13,970.2
Prevention	State Board Of Education	0001-58618-44001500	Reimbursement for Free Breakfast/ Lunch	9,000.0
Prevention	Department Of Human Services	0001-44480-49000800	Healthy Families	7,950.0

Appendix D – Budget Line Items by Service Model *continued*

Service Model	Agency Name	Approp Code	Appropriation Name	Expended (FY18)
Prevention	Illinois Criminal Justice Information Authority	0001-54601-49000100	Adult Redeploy and Diversion Programs	6,512.2
Prevention	Department Of Human Services	0001-44480-44000200	Rape Victims Prevention Act	5,792.5
Prevention	Department Of Human Services	0001-44401-49000300	Immigrant Integration Services	5,331.1
Prevention	Department Of Human Services	0408-44480-49001300	Child Care Service Great Start	5,028.4
Prevention	Department Of Public Health	0063-48230-49000200	Grants for Public Health Programs, Including Operations	4,545.6
Prevention	Department Of Public Health	0733-48230-44000000	Local Health Protection Grants for Anti-Smoking Programs	4,118.6
Prevention	Illinois Criminal Justice Information Authority	0001-54601-49001000	Community-Based Violence Prevention Programs	3,908.2
Prevention	State Board Of Education	0560-58618-49000200	Sexual Risk Avoidance Education	3,846.7
Prevention	State Board Of Education	0561-58648-44000000	Title X	3,700.5
Prevention	Department Of Human Services	0001-44480-49000000	Employability Development Services	3,482.7
Prevention	Department Of Public Health	0001-48250-44000000	Grants for Immunizations and Outreach Activities	2,839.8
Prevention	Department Of Children And Family Services	0566-41850-19000100	Federal Child Protection Projects	2,729.0
Prevention	Department Of Human Services	0001-44480-49002000	Community Services	2,685.7
Prevention	Department Of Human Services	0001-44480-49001400	Redeploy Illinois	2,364.7
Prevention	Department Of Human Services	0921-44415-19100000	DHS Recoveries Trust	2,121.0
Prevention	Department Of Human Services	0646-44426-49000100	Addiction Prevention and Related	2,091.4
Prevention	Department Of Public Health	0063-48251-19001000	Expenses of Programs for Prevention of AIDS/HIV	1,983.9
Prevention	Department Of Human Services	0408-44480-49000700	SNAP Outreach	1,231.3
Prevention	Department Of Public Health	0733-48260-19000000	Costs Associated with Children's Health Programs	1,192.2

Appendix D – Budget Line Items by Service Model *continued*

Service Model	Agency Name	Approp Code	Appropriation Name	Expended (FY18)
Prevention	Illinois Criminal Justice Information Authority	0001-54601-49000900	Safe From the Start	997.3
Prevention	Illinois Guardianship And Advocacy Commission	0297-53701-19000000	Services Pursuant to Section 5 of Guardianship and Advocacy Act	973.3
Prevention	Department Of Human Services	0128-44426-49000000	Addiction Prevention and Related	970.7
Prevention	Department Of Human Services	0001-44426-49000500	Addiction Prevention and Related	943.4
Prevention	Department Of Public Health	0873-48230-19000000	Expenses of Preventive Health and Health Services Programs	843.5
Prevention	Department Of Public Health	0001-48251-49000000	Grants and Other Expenses for the Prevention and Treatment for HIV/AIDS for Minorities	662.1
Prevention	Department Of Human Services	0158-44480-49000000	Sexual Assault Services and Prevention	600.0
Prevention	Department Of Children And Family Services	0220-41873-19000000	Title IV-E Reimbursement Enhancement	525.1
Prevention	Department Of Human Services	0921-44415-19100000	DHS Recoveries Trust	510.2
Prevention	Department Of Public Health	0437-48251-49000000	Grants HIV/AIDS Quality of Life Programs and Expenses of HIV/AIDS Prevention and Education	458.2
Prevention	Department Of Human Services	0001-44401-44000700	Refugees	419.4
Prevention	Department Of Human Services	0050-44415-19000100	Interagency Support Services	407.4
Prevention	Illinois Criminal Justice Information Authority	0001-54601-19000100	Illinois Family Violence Coordinating Councils	384.5
Prevention	Department Of Human Services	0050-44415-19000000	Behavioral Health Special Projects	379.2
Prevention	Department Of Human Services	0001-44480-44000100	Children's Place	353.1
Prevention	Department Of Public Health	0896-48230-19000000	Expenses of Public Health Programs	337.3
Prevention	State Board Of Education	0561-58666-44000000	Individuals with Disabilities Act - Deaf/Blind	331.3

Appendix D – Budget Line Items by Service Model *continued*

Service Model	Agency Name	Approp Code	Appropriation Name	Expended (FY18)
Prevention	Department Of Public Health	0654-48230-19000000	Expenses of the Healthy Smiles Program	326.0
Prevention	Department Of Public Health	0001-48230-44670400	Grants for Vision and Hearing Screening Programs	300.7
Prevention	Department Of Public Health	0873-48230-49002300	Grants for Prevention Initiative Programs	270.4
Prevention	Department Of Human Services	0921-44415-19100000	DHS Recoveries Trust	270.1
Prevention	Department On Aging	0001-40203-19000500	Grandparents Raising Grandchildren Program	241.5
Prevention	Department Of Human Services	0001-44401-49000200	Refugee Social Services	197.5
Prevention	Department Of Public Health	0001-48260-44000000	Grants to Family Planning Programs for Contraceptive Services	173.4
Prevention	Illinois Criminal Justice Information Authority	0001-54601-49000000	Activities in Support of Federal Assistance Programs Administered by State and Local Governments and Non-Profit Organizations	116.7
Prevention	Illinois Guardianship And Advocacy Commission	0297-53701-19000000	Services Pursuant to Section 5 of Guardianship and Advocacy Act	113.8
Prevention	Department Of Human Services	0921-44415-19100000	DHS Recoveries Trust	110.0
Prevention	Department Of Human Services	0050-44415-19000100	Interagency Support Services	98.0
Prevention	Department Of Human Services	0050-44415-19000000	Behavioral Health Special Projects	91.2
Prevention	Illinois Criminal Justice Information Authority	0001-54601-49000000	Activities in Support of Federal Assistance Programs Administered by State and Local Governments and Non-Profit Organizations	87.5
Prevention	Department Of Children And Family Services	0934-41850-49000000	Child Abuse Prevention	64.8
Prevention	Department Of Human Services	0050-44415-19000100	Interagency Support Services	51.9
Prevention	Department Of Human Services	0050-44415-19000000	Behavioral Health Special Projects	48.3

Appendix D – Budget Line Items by Service Model *continued*

Service Model	Agency Name	Approp Code	Appropriation Name	Expended (FY18)
Prevention	Department Of Human Services	0700-44480-49000000	Farmer's Market Nutrition	46.7
Prevention	Department Of Human Services	0921-44415-19100000	DHS Recoveries Trust	30.0
Prevention	Illinois Criminal Justice Information Authority	0001-54601-49000000	Activities in Support of Federal Assistance Programs Administered by State and Local Governments and Non-Profit Organizations	29.2
Prevention	Department Of Human Services	0050-44415-19000100	Interagency Support Services	21.1
Prevention	Department Of Human Services	0050-44415-19000000	Behavioral Health Special Projects	19.7
Prevention	Illinois Criminal Justice Information Authority	0001-54601-49000000	Activities in Support of Federal Assistance Programs Administered by State and Local Governments and Non-Profit Organizations	17.5
Prevention	State Board Of Education	0144-58613-19000000	Projects Supported by Gifts and Donations	14.7
Prevention	Department Of Human Services	0050-44415-19000000	Behavioral Health Special Projects	10.7
Prevention	Department Of Human Services	0921-44415-19100000	DHS Recoveries Trust	10.0
Prevention	Department Of Human Services	0921-44415-19100000	DHS Recoveries Trust	10.0
Prevention	Department Of Human Services	0458-44424-49000000	Autism Awareness	10.0
Prevention	Department Of Public Health	0326-48251-49000000	Prevention and Treatment of HIV/AIDS	8.4
Prevention	Department Of Human Services	0050-44415-19000000	Behavioral Health Special Projects	5.4
Prevention	Department Of Human Services	0050-44415-19000100	Interagency Support Services	1.9
Prevention	Department Of Human Services	0050-44415-19000100	Interagency Support Services	1.9
Prevention	Department Of Human Services	0050-44415-19000000	Behavioral Health Special Projects	1.8
Prevention	Department Of Human Services	0050-44415-19000000	Behavioral Health Special Projects	1.8

Appendix D – Budget Line Items by Service Model *continued*

Service Model	Agency Name	Approp Code	Appropriation Name	Expended (FY18)
Prevention	State Board Of Education	0144-58613-19000000	Projects Supported by Gifts and Donations	0.1
Prevention	State Board Of Education	0144-58613-19000000	Projects Supported by Gifts and Donations	0.0
Prevention	Department Of Human Services	0644-44401-49000000	Child Care Services	0.0
Prevention	Department Of Human Services	0690-44415-49000000	Open Door Project	-
Prevention	Department Of Human Services	0690-44415-49000000	Open Door Project	-
Prevention	Department Of Human Services	0128-44426-44000000	Alcoholism Prevention	-
Prevention	Department Of Human Services	0592-44426-49000000	Partnership for Success Program	-
Prevention	Department Of Human Services	0690-44415-49000000	Open Door Project	-
Prevention	Department Of Human Services	0690-44415-49000000	Open Door Project	-
Prevention	Department Of Human Services	0690-44415-49000000	Open Door Project	-
Prevention	Department Of Human Services	0690-44415-49000000	Open Door Project	-
Prevention	Department Of Human Services	0690-44415-49000000	Open Door Project	-
Prevention	Department Of Human Services	0690-44415-49000000	Open Door Project	-
Prevention	Department Of Human Services	0690-44415-49000000	Open Door Project	-
Prevention	Department Of Human Services	0690-44415-49000000	Open Door Project	-
Prevention	Department Of Human Services	0690-44415-49000000	Open Door Project	-
Prevention	Department Of Human Services	0690-44415-49000000	Open Door Project	-
Prevention	Department Of Human Services	0690-44415-49000000	Open Door Project	-
Prevention	Department Of Human Services	0690-44415-49000000	Open Door Project	-

Appendix D – Budget Line Items by Service Model *continued*

Service Model	Agency Name	Approp Code	Appropriation Name	Expended (FY18)
Prevention	Department Of Human Services	0690-44415-49000000	Open Door Project	-
Prevention	Department Of Human Services	0690-44415-49000000	Open Door Project	-
Prevention	Department Of Human Services	0178-44480-44000000	Children's Wellness Charities	-
Prevention	Department Of Human Services	0690-44415-49000000	Open Door Project	-
Prevention	Department Of Human Services	0001-44401-49000400	Welcoming Centers	-
Prevention	Department Of Human Services	0690-44415-49000000	Open Door Project	-
Prevention	Department Of Human Services	0690-44415-49000000	Open Door Project	-
Prevention	Department Of Human Services	0690-44415-49000000	Open Door Project	-
Prevention	Department Of Human Services	0690-44415-49000000	Open Door Project	-
Prevention	Department Of Human Services	0690-44415-49000000	Open Door Project	-
Prevention	Department Of Human Services	0690-44415-49000000	Open Door Project	-
Prevention	Department Of Human Services	0690-44415-49000000	Open Door Project	-
Prevention	Department Of Human Services	0690-44415-49000000	Open Door Project	-
Prevention	Department Of Human Services	0690-44415-49000000	Open Door Project	-
Prevention	Department Of Public Health	0197-48230-19000000	Expenses for Education and Treatment of Epilepsy	-
Prevention	Department Of Public Health	0733-48230-49000000	Grants for the Tobacco Use Prevention Program, Brothers And Sisters United Against HIV/AIDS (BASUAH) Program, and Asthma Prevention Program	-
Prevention	Department Of Public Health	0001-48230-19000300	Violence Prevention Task Force	-
Prevention	Illinois Criminal Justice Information Authority	0318-54601-49000000	Adult Redeploy and Diversion Programs	-

Appendix D – Budget Line Items by Service Model *continued*

Service Model	Agency Name	Approp Code	Appropriation Name	Expended (FY18)
Prevention	Illinois Criminal Justice Information Authority	0001-54601-19000200	Bullying Prevention	-
Prevention	State Board Of Education	0560-58618-49000100	Adolescent Health	-
Rehabilitation/Corrective	Department Of Human Services	0798-44432-19100000	Federally Assisted Programs	672.1
Rehabilitation/Corrective	State Board Of Education	0001-58675-19000000	Community Residential Service Authority	540.8
Rehabilitation/Corrective	Department Of Human Services	0050-44415-19000100	Interagency Support Services	76.9
Rehabilitation/Corrective	Department Of Human Services	0050-44415-19000000	Behavioral Health Special Projects	71.5
Rehabilitation/Corrective	Department Of Healthcare And Family Services	0575-47865-44000000	Juvenile Behavioral Health Services - Federal Reimbursement	40.0
Treatment/Intervention	State Board Of Education	0561-58644-44000100	Title I	658,593.8
Treatment/Intervention	State Board Of Education	0561-58664-44000000	Individuals with Disabilities Act - Education	502,603.7
Treatment/Intervention	State Board Of Education	0001-58618-44001400	Special Education - Student Transportation Reimbursement, 14-13.01 (b)	387,682.6
Treatment/Intervention	Department Of Children And Family Services	0001-41817-49001800	Foster Homes and Specialized Foster Care	188,382.5
Treatment/Intervention	State Board Of Education	0001-58618-44000500	Special Education - Private Tuition, 14-7.02	135,265.5
Treatment/Intervention	Department Of Children And Family Services	0001-41817-49002000	Institution and Group Home Care and Prevention	133,965.7
Treatment/Intervention	Department Of Children And Family Services	0220-41817-49001800	Foster Homes and Specialized Foster Care	126,233.2
Treatment/Intervention	Department Of Children And Family Services	0001-41817-49001900	Adoption and Guardianship Services	105,108.8
Treatment/Intervention	Department Of Human Services	0001-44422-49008000	Mental Health Grants for Children and Adolescents, Transitions and State Operated Facilities	96,451.9
Treatment/Intervention	Department Of Human Services	0142-44424-49000000	Developmental Disabilities Grants and Purchase of Care	59,986.3

Appendix D – Budget Line Items by Service Model *continued*

Service Model	Agency Name	Approp Code	Appropriation Name	Expended (FY18)
Treatment/Intervention	Department Of Children And Family Services	0220-41817-49002000	Institution and Group Home Care and Prevention	56,025.6
Treatment/Intervention	Department Of Children And Family Services	0220-41817-49001900	Adoption and Guardianship Services	48,828.7
Treatment/Intervention	Department Of Healthcare And Family Services	0720-47865-49000000	Children's Mental Health and Other Health Services	46,325.4
Treatment/Intervention	Department Of Human Services	0013-44426-44001000	Addiction Treatment Services	39,030.3
Treatment/Intervention	Department Of Human Services	0081-44430-44000000	Case Services to Individuals	38,873.8
Treatment/Intervention	Department Of Human Services	0344-44424-49001800	Developmental Disabilities Grants and Long-Term Care	29,664.1
Treatment/Intervention	Department Of Human Services	0001-44426-44001000	Addiction Treatment Services	27,706.3
Treatment/Intervention	State Board Of Education	0561-58618-44000300	Title III	26,478.5
Treatment/Intervention	Department Of Human Services	0001-44401-44000100	Aid to Aged, Blind or Disabled	26,381.4
Treatment/Intervention	Department Of Human Services	0001-44426-44000100	Addiction Treatment - Medicaid Eligible	25,982.9
Treatment/Intervention	Department Of Children And Family Services	0001-41850-49000100	Protective/Family Maintenance Day Care	23,766.6
Treatment/Intervention	Department Of Human Services	0001-44422-49000300	Community Transitions and System Rebalancing	22,461.7
Treatment/Intervention	Department Of Children And Family Services	0220-41817-49001000	Family Preservation Program	21,797.1
Treatment/intervention	Department Of Public Health	0001-48251-19000100	Expenses of AIDS/HIV Education, Services, Prescription Drugs, Correctional Facilities Counseling, Testing Referral and Partner Notification (CTPRN), and Patient and Worker Notification	20,385.6
Treatment/Intervention	Department Of Human Services	0646-44426-49001200	Addiction Treatment and Related	16,459.6
Treatment/Intervention	Department Of Human Services	0365-44424-49008300	Health and Human Services Medicaid Trust	15,795.0
Treatment/Intervention	Department Of Human Services	0001-44424-49001800	Developmental Disabilities Grants and Long-Term Care	11,516.6

Appendix D – Budget Line Items by Service Model *continued*

Service Model	Agency Name	Approp Code	Appropriation Name	Expended (FY18)
Treatment/Intervention	State Board Of Education	0001-58613-44003400	Truants' Alternative and Optional Education Program	11,439.1
Treatment/Intervention	Department Of Human Services	0050-44424-44001200	Developmental Disabilities Purchase of Care	9,963.8
Treatment/Intervention	Department Of Children And Family Services	0001-41840-19000000	Targeted Case Management	9,597.0
Treatment/Intervention	Department Of Children And Family Services	0001-41817-49001900	Adoption and Guardianship Services	9,139.9
Treatment/Intervention	Department Of Human Services	0001-44424-49002000	Special Services	7,467.0
Treatment/Intervention	Department Of Human Services	0050-44440-19100400	Drugs and Costs Associated with Pharmacy Services	7,049.9
Treatment/intervention	Department Of Public Health	0872-48260-44000100	Grants to the Board of Trustees of the University of Illinois Division of Specialized Care for Children	6,790.0
Treatment/Intervention	Department Of Human Services	0001-44430-44000000	Case Services to Individuals	6,781.2
Treatment/Intervention	Department Of Children And Family Services	0220-41817-44000300	Counseling and Auxiliary Services	6,503.2
Treatment/Intervention	Department Of Children And Family Services	0001-41817-44000300	Counseling and Auxiliary Services	6,493.8
Treatment/Intervention	State Board Of Education	0001-58618-49005600	Regional Safe Schools	6,298.8
Treatment/Intervention	Department Of Human Services	0001-44480-49000700	Parents Too Soon	6,113.2
Treatment/Intervention	Department Of Children And Family Services	0220-41830-19000300	Comprehensive Child Welfare Information System (CCWIS)	5,895.1
Treatment/Intervention	Department Of Human Services	0509-44422-49000000	DHS Community Services	5,839.1
Treatment/Intervention	Department Of Children And Family Services	0001-41817-49002200	Services Associated with the Foster Care Initiative	5,682.8
Treatment/Intervention	Department Of Children And Family Services	0220-41830-19000300	Comprehensive Child Welfare Information System (CCWIS)	5,659.5
Treatment/Intervention	Department Of Human Services	0001-44426-49000200	Addiction Treatment - Special Population	5,408.3
Treatment/Intervention	State Board Of Education	0001-58618-44005705	Per Capita Grants to Alternative Schools, Safe Schools and Alternative Learning Opportunities	5,400.0

Appendix D – Budget Line Items by Service Model *continued*

Service Model	Agency Name	Approp Code	Appropriation Name	Expended (FY18)
Treatment/Intervention	Department Of Human Services	0001-44424-49009200	Developmental Disability Transitions	5,194.6
Treatment/Intervention	Department Of Children And Family Services	0220-41874-49000000	Foster Care and Adoptive Care Training Services	4,562.9
Treatment/Intervention	Department Of Children And Family Services	0220-41817-49001900	Adoption and Guardianship Services	4,246.0
Treatment/Intervention	Department Of Human Services	0876-44422-44004700	Mental Health Block Grant Children and Adolescents	4,243.1
Treatment/Intervention	Department Of Human Services	0001-44430-44000700	Independent Living Centers	4,133.8
Treatment/Intervention	Department Of Human Services	0592-44422-49004000	DHS Federal Projects Fund	4,119.1
Treatment/Intervention	Department Of Human Services	0001-44424-44009200	Project for Autism	3,982.9
Treatment/Intervention	Department Of Human Services	0286-44480-49000000	Homelessness Prevention	3,928.4
Treatment/Intervention	Department Of Children And Family Services	0220-41817-49001200	Family Centered Services Initiative	3,885.0
Treatment/Intervention	Department Of Children And Family Services	0220-41817-49001200	Family Centered Services Initiative	3,885.0
Treatment/Intervention	Department Of Children And Family Services	0220-41817-49001200	Family Centered Services Initiative	3,885.0
Treatment/Intervention	Department Of Children And Family Services	0220-41817-49001200	Family Centered Services Initiative	3,885.0
Treatment/Intervention	Department Of Human Services	0001-44426-44001100	DCFS Clients	3,861.6
Treatment/Intervention	Department Of Human Services	0001-44480-49000900	Homeless Youth Services	3,614.7
Treatment/Intervention	Department Of Human Services	0592-44480-49000300	Public Health Programs	3,581.0
Treatment/Intervention	Department Of Human Services	0001-44422-49000700	Mental Health Grants for Children and Adolescents, Transitions and State Operated Facilities	3,463.1
Treatment/Intervention	Illinois Criminal Justice Information Authority	0001-54601-49000800	Metropolitan Family Services Support of Street Intervention Programming (Formerly Operation CeaseFire)	3,432.9

Appendix D – Budget Line Items by Service Model *continued*

Service Model	Agency Name	Approp Code	Appropriation Name	Expended (FY18)
Treatment/Intervention	Department Of Human Services	0365-44480-44004500	Grants for Supportive Housing Services	3,290.3
Treatment/Intervention	Department Of Children And Family Services	0220-41817-49001800	Foster Homes and Specialized Foster Care	3,236.7
Treatment/Intervention	Department Of Human Services	0408-44480-49000000	Family Violence Programs	3,162.1
Treatment/Intervention	Department Of Human Services	0368-44426-49001200	Addiction Treatment Services	3,106.6
Treatment/Intervention	Department Of Human Services	0050-44440-19100300	Support Services	2,808.1
Treatment/Intervention	Department Of Children And Family Services	0001-41817-49000300	Pre Admission/Post Discharge Psychiatric Screening	2,722.4
Treatment/Intervention	Department Of Children And Family Services	0220-41817-49000900	Psychological Assessments, Including Operations and Administrative Expenses	2,711.7
Treatment/Intervention	Department Of Children And Family Services	0220-41817-49001000	Family Preservation Program	2,694.0
Treatment/Intervention	Department Of Human Services	0001-44424-49009300	DCFS Community Integrated Living Arrangements	2,470.4
Treatment/Intervention	Department Of Human Services	0036-44430-44000000	Case Services to Individuals	2,410.3
Treatment/Intervention	Department Of Children And Family Services	0220-41830-19000300	Comprehensive Child Welfare Information System (CCWIS)	2,357.7
Treatment/intervention	Department Of Public Health	0920-48230-44630000	Grants for Free Distribution of Medical Preparations and Food Supplies	2,271.3
Treatment/Intervention	Department Of Human Services	0408-44480-49000100	Parents Too Soon	2,148.2
Treatment/Intervention	Department Of Children And Family Services	0220-41817-44000800	Children's Personal and Physical Maintenance	2,147.5
Treatment/Intervention	Department Of Children And Family Services	0001-41817-49001000	Family Preservation Program	2,097.8
Treatment/Intervention	Department Of Children And Family Services	0001-41817-49000500	Children's Advocacy Centers	1,894.4
Treatment/Intervention	Department Of Human Services	0001-44424-44000600	Epilepsy Services	1,888.6
Treatment/Intervention	Department Of Human Services	0921-44415-19100000	DHS Recoveries Trust	1,800.8

Appendix D – Budget Line Items by Service Model *continued*

Service Model	Agency Name	Approp Code	Appropriation Name	Expended (FY18)
Treatment/Intervention	Department Of Corrections	0523-42601-19000000	School District Programs	1,705.9
Treatment/Intervention	Department Of Human Services	0276-44426-49001200	Addiction Treatment and Related	1,604.8
Treatment/Intervention	Department Of Children And Family Services	0220-41817-44000300	Counseling and Auxiliary Services	1,525.4
Treatment/Intervention	Department Of Children And Family Services	0001-41817-44000300	Counseling and Auxiliary Services	1,523.2
Treatment/Intervention	Department Of Juvenile Justice	0523-42501-19000200	Miscellaneous Programs	1,478.7
Treatment/Intervention	State Board Of Education	0001-58618-44000200	Visually Impaired/Educational Materials Coordinating Unit, 14-11.01	1,421.1
Treatment/Intervention	Department Of Children And Family Services	0220-41873-19000000	Title IV-E Reimbursement Enhancement	1,399.9
Treatment/Intervention	Department Of Children And Family Services	0220-41817-49000500	Children's Advocacy Centers	1,381.8
Treatment/Intervention	State Board Of Education	0560-58618-49000000	Substance Abuse and Mental Health Services	1,287.4
Treatment/Intervention	Department Of Human Services	0001-44422-49000100	Mental Health Psychotropic Medications	1,230.8
Treatment/Intervention	Department Of Children And Family Services	0220-41830-19000300	Comprehensive Child Welfare Information System (CCWIS)	1,179.7
Treatment/Intervention	State Board Of Education	0561-58663-44000000	Individuals with Disabilities Act - Improvement Program	1,162.3
Treatment/intervention	Department Of Public Health	0001-48260-19000200	Expenses Associated with School Health Centers	1,151.1
Treatment/Intervention	Department Of Children And Family Services	0220-41874-49000000	Foster Care and Adoptive Care Training Services	1,140.7
Treatment/Intervention	Department Of Human Services	0921-44415-19100000	DHS Recoveries Trust	1,120.5
Treatment/Intervention	State Board Of Education	0561-58613-44000000	Title V	1,089.5
Treatment/Intervention	State Board Of Education	0001-58618-49004200	School Support Services (Lowest Performing Schools)	1,002.8
Treatment/Intervention	Department Of Human Services	0286-44480-44000100	Homeless Youth Services	1,000.0

Appendix D – Budget Line Items by Service Model *continued*

Service Model	Agency Name	Approp Code	Appropriation Name	Expended (FY18)
Treatment/Intervention	Department Of Human Services	0001-44424-44000500	Dental Grants	961.4
Treatment/Intervention	Department Of Corrections	0523-42601-19000000	School District Programs	959.6
Treatment/Intervention	Department Of Children And Family Services	0220-41830-19000300	Comprehensive Child Welfare Information System (CCWIS)	945.9
Treatment/Intervention	Department Of Human Services	0001-44426-44000400	Addiction Treatment Services	922.4
Treatment/Intervention	Department Of Human Services	0001-44480-49001500	Homelessness Prevention	920.3
Treatment/Intervention	Department Of Human Services	0001-44424-44000300	Best Buddies	905.4
Treatment/Intervention	Department Of Children And Family Services	0220-41817-49002200	Services Associated with the Foster Care Initiative	860.3
Treatment/Intervention	Department Of Human Rights	0001-44210-19000000	Equal Employment Opportunity Cases/Elementary and Higher Education Processing	776.6
Treatment/Intervention	Department Of Human Services	0081-44430-49000100	Technical Assistance Project	608.9
Treatment/Intervention	Department Of Human Services	0129-44426-49000000	Compulsive Gamblers Treatment	593.1
Treatment/Intervention	Department Of Human Services	0921-44415-19100000	DHS Recoveries Trust	590.3
Treatment/Intervention	Department Of Children And Family Services	0582-41830-19000400	Private Grants for Child Welfare Improvements	481.6
Treatment/Intervention	Department Of Children And Family Services	0220-41830-19000300	Comprehensive Child Welfare Information System (CCWIS)	471.2
Treatment/Intervention	Department Of Children And Family Services	0220-41830-19000300	Comprehensive Child Welfare Information System (CCWIS)	471.2
Treatment/Intervention	Department Of Children And Family Services	0220-41830-19000300	Comprehensive Child Welfare Information System (CCWIS)	471.2
Treatment/Intervention	Department Of Human Services	0921-44415-19100000	DHS Recoveries Trust	470.2
Treatment/Intervention	Department Of Human Services	0001-44424-44000200	ARC of Illinois Life Span Project	436.6
Treatment/Intervention	Department Of Human Services	0921-44415-19100000	DHS Recoveries Trust	430.2

Appendix D – Budget Line Items by Service Model *continued*

Service Model	Agency Name	Approp Code	Appropriation Name	Expended (FY18)
Treatment/Intervention	Department Of Human Services	0921-44415-19100000	DHS Recoveries Trust	400.2
Treatment/Intervention	Department Of Human Services	0001-44426-49000300	Pilot Program Opioid Dependence	385.2
Treatment/Intervention	Department Of Human Services	0921-44415-19100000	DHS Recoveries Trust	380.2
Treatment/Intervention	Department Of Juvenile Justice	0523-42501-19000100	Federal Programs	371.1
Treatment/Intervention	Department Of Human Services	0910-44426-44001000	Addiction Treatment and Related	348.5
Treatment/Intervention	Department Of Human Services	0050-44415-19000100	Interagency Support Services	345.9
Treatment/Intervention	Department Of Human Services	0050-44415-19000000	Behavioral Health Special Projects	321.9
Treatment/Intervention	Department Of Human Services	0001-44480-49001100	Westside Health Authority Crisis Intervention	266.9
Treatment/Intervention	Department Of Human Services	0921-44415-19100000	DHS Recoveries Trust	260.1
Treatment/Intervention	Department Of Human Services	0050-44415-19000100	Interagency Support Services	215.2
Treatment/Intervention	Department Of Human Services	0050-44415-19000000	Behavioral Health Special Projects	200.3
Treatment/Intervention	Department Of Juvenile Justice	0001-42501-19000200	Youth Aftercare Ombudsman	186.7
Treatment/Intervention	Department Of Children And Family Services	0220-41873-19000000	Title IV-E Reimbursement Enhancement	174.9
Treatment/Intervention	Department Of Children And Family Services	0220-41873-19000000	Title IV-E Reimbursement Enhancement	174.9
Treatment/Intervention	Department Of Children And Family Services	0220-41873-19000000	Title IV-E Reimbursement Enhancement	174.9
Treatment/Intervention	Department Of Human Services	0921-44415-19100000	DHS Recoveries Trust	170.1
Treatment/Intervention	Department Of Human Services	0921-44415-19100000	DHS Recoveries Trust	160.1
Treatment/Intervention	Illinois Community College Board	0001-68401-19000000	High School Equivalency Testing	158.2
Treatment/Intervention	Department Of Human Services	0344-44424-49001800	Developmental Disabilities Grants and Long-Term Care	149.1

Appendix D – Budget Line Items by Service Model *continued*

Service Model	Agency Name	Approp Code	Appropriation Name	Expended (FY18)
Treatment/Intervention	Department Of Human Services	0050-44415-19000100	Interagency Support Services	113.4
Treatment/Intervention	Department Of Human Services	0050-44415-19000000	Behavioral Health Special Projects	105.5
Treatment/Intervention	Department Of Human Services	0921-44415-19100000	DHS Recoveries Trust	100.0
Treatment/Intervention	Department Of Human Services	0389-44480-44000000	Sexual Assault Services	100.0
Treatment/Intervention	Department Of Human Services	0050-44415-19000000	Behavioral Health Special Projects	84.1
Treatment/Intervention	Department Of Human Services	0050-44415-19000100	Interagency Support Services	82.6
Treatment/Intervention	Department Of Human Services	0050-44415-19000000	Behavioral Health Special Projects	76.9
Treatment/Intervention	Department Of Juvenile Justice	0523-42501-19000100	Federal Programs	73.2
Treatment/Intervention	Department Of Human Services	0050-44415-19000100	Interagency Support Services	73.0
Treatment/Intervention	Department Of Human Services	0050-44415-19000000	Behavioral Health Special Projects	68.0
Treatment/Intervention	Department Of Human Services	0921-44415-19100000	DHS Recoveries Trust	60.0
Treatment/Intervention	Department Of Human Services	0921-44415-19100000	DHS Recoveries Trust	60.0
Treatment/Intervention	Department Of Human Services	0921-44415-19100000	DHS Recoveries Trust	50.0
Treatment/Intervention	Department Of Human Services	0921-44415-19100000	DHS Recoveries Trust	50.0
Treatment/Intervention	Department Of Human Services	0050-44415-19000100	Interagency Support Services	50.0
Treatment/Intervention	Illinois Community College Board	0161-68401-19000000	High School Equivalency Testing	49.8
Treatment/Intervention	Department Of Human Services	0050-44415-19000000	Behavioral Health Special Projects	46.5
Treatment/Intervention	Department Of Juvenile Justice	0523-42501-19000100	Federal Programs	43.9
Treatment/Intervention	Department Of Human Services	0921-44415-19100000	DHS Recoveries Trust	40.0

Appendix D – Budget Line Items by Service Model *continued*

Service Model	Agency Name	Approp Code	Appropriation Name	Expended (FY18)
Treatment/Intervention	Department Of Human Services	0050-44415-19000100	Interagency Support Services	32.7
Treatment/Intervention	Department Of Human Services	0050-44415-19000100	Interagency Support Services	30.7
Treatment/Intervention	Department Of Human Services	0050-44415-19000000	Behavioral Health Special Projects	30.4
Treatment/Intervention	Department Of Human Services	0050-44415-19000000	Behavioral Health Special Projects	28.6
Treatment/Intervention	Department Of Human Services	0921-44415-19100000	DHS Recoveries Trust	20.0
Treatment/Intervention	Department Of Human Services	0921-44415-19100000	DHS Recoveries Trust	20.0
Treatment/Intervention	Department Of Human Services	0050-44415-19000100	Interagency Support Services	19.2
Treatment/Intervention	Department Of Human Services	0050-44415-19000000	Behavioral Health Special Projects	17.9
Treatment/Intervention	State Board Of Education	0144-58613-19000000	Projects Supported by Gifts and Donations	12.8
Treatment/Intervention	Department Of Human Services	0050-44415-19000100	Interagency Support Services	11.5
Treatment/Intervention	Department Of Human Services	0050-44415-19000100	Interagency Support Services	11.5
Treatment/Intervention	State Board Of Education	0144-58613-19000000	Projects Supported by Gifts and Donations	10.9
Treatment/Intervention	Department Of Human Services	0013-44426-19100000	Alcohol and Substance Abuse Prevention and Treatment	10.5
Treatment/Intervention	Department Of Human Services	0921-44415-19100000	DHS Recoveries Trust	10.0
Treatment/Intervention	Department Of Human Services	0050-44415-19000100	Interagency Support Services	9.6
Treatment/Intervention	Department Of Human Services	0050-44415-19000100	Interagency Support Services	9.6
Treatment/Intervention	Department Of Human Services	0050-44415-19000000	Behavioral Health Special Projects	8.9
Treatment/Intervention	Department Of Human Services	0050-44415-19000000	Behavioral Health Special Projects	8.9
Treatment/Intervention	Department Of Human Services	0050-44415-19000000	Behavioral Health Special Projects	7.2

Appendix D – Budget Line Items by Service Model *continued*

Service Model	Agency Name	Approp Code	Appropriation Name	Expended (FY18)
Treatment/Intervention	Department Of Human Services	0050-44415-19000100	Interagency Support Services	3.8
Treatment/Intervention	Department Of Human Services	0050-44415-19000100	Interagency Support Services	3.8
Treatment/Intervention	Department Of Human Services	0050-44415-19000000	Behavioral Health Special Projects	3.6
Treatment/Intervention	Department Of Human Services	0050-44415-19000000	Behavioral Health Special Projects	3.6
Treatment/Intervention	Department Of Human Services	0050-44415-19000100	Interagency Support Services	1.9
Treatment/Intervention	Department Of Human Services	0050-44415-19000000	Behavioral Health Special Projects	1.8
Treatment/Intervention	State Board Of Education	0144-58613-19000000	Projects Supported by Gifts and Donations	0.6
Treatment/Intervention	Department Of Children And Family Services	0566-41840-19000100	Federal Child Welfare Projects	-
Treatment/Intervention	Department Of Children And Family Services	0220-41873-49000000	Juvenile Justice Title IV-E	-
Treatment/Intervention	Department Of Human Services	0001-44480-49002200	SSI Advocacy Services	-
Treatment/Intervention	Department Of Human Services	0399-44424-44000000	Autism Cares	-
Treatment/Intervention	Department Of Human Services	0228-44424-49000000	Autism Research Checkoff	-
Treatment/Intervention	Department Of Human Services	0001-44424-49009100	Home and Community-Based Waiver	-
Treatment/Intervention	Department Of Human Services	0528-44480-49000000	Domestic Violence Programs	-
Treatment/Intervention	Department Of Human Services	0132-44480-44000000	Specialized Services for Survivors of Human Trafficking	-
Treatment/Intervention	Department Of Human Services	0148-44422-44000000	Mental Health Treatment	-
Treatment/Intervention	Department Of Human Services	0733-44480-44000100	Coalition for Technical Assistance and Training	-
Treatment/Intervention	Department Of Human Services	0733-44480-49000000	Children's Health Programs	-
Treatment/Intervention	Department Of Human Services	0001-44480-49000300	Teen Parents Services	-

Appendix D – Budget Line Items by Service Model *continued*

Service Model	Agency Name	Approp Code	Appropriation Name	Expended (FY18)
Treatment/Intervention	Department Of Human Services	0001-44430-44000600	Case Services Migrant Workers	-
Treatment/Intervention	Department Of Human Services	0081-44430-44000600	Case Services Migrant Workers	-
Treatment/intervention	Department Of Public Health	0690-48230-19000000	Expenses of Diabetes Research, Treatment and Programs	-
Treatment/Intervention	State Board Of Education	0561-58680-49000000	Special Federal Congressional Projects	-
Treatment/Intervention	State Board Of Education	0561-58680-49000000	Special Federal Congressional Projects	-
Treatment/Intervention	State Board Of Education	0561-58680-49000000	Special Federal Congressional Projects	-
Uncategorized/Multi	Department Of Commerce And Economic Opportunity	0875-42075-49001000	Administrative Expenses, Technical Assistance and Grants to Local Governments or Others per Community Development Act for Cities Under 50,000 in Population	13,515.7

Endnotes

- ¹ Evidence-Based Funding for education and Medicaid are excluded from these figures because they provide a foundational set of supports to children and youth, and the scan is focused on supplemental funds. Thus, their inclusion would skew the analysis.
- ² American Fact Finder Tables. <https://factfinder.census.gov>
- ³ Interactive Budget. <https://www2.illinois.gov/sites/budget/Pages/default.aspx>
- ⁴ During the development of the inaugural scan on Fiscal Year 2015, there was debate over the use of appropriations versus expenditures. The argument to use appropriations was that it represented the State's best assessment of what could be invested, given a full range of priorities and commitments. In discussions with state agencies, it was discovered that appropriations can grossly overstate the funding that is actually available. This factor is of particular concern for agencies that expect federal grant funding. In this case, an agency may request an appropriation that is 150% to 200% more than the grant it receives. Thus, the final decision was to use expenditures.
- ⁵ The Evidence-Based Funding for Student Success Act (Public Act 100-0465) became law on August 31, 2017.
- ⁶ Evidence-Based Funding Distribution Calculation. <https://www.isbe.net/Pages/ebfdistribution.aspx>
- ⁷ Appendix A shows a comparison of the appropriations and expenditures for the included line items.
- ⁸ As noted previously, Evidence-Based Funding for education and Medicaid are excluded from these figures because they provide a foundational set of supports to children and youth, and the scan is focused on supplemental funds. Thus, their inclusion would skew the analysis.
- ⁹ Universities represented in this line include Eastern Illinois University, Northern Illinois University, Southern Illinois University, University of Illinois, and Western Illinois University. The scholarships are generated from the sales of university-branded license plates (pursuant to 625 ILCS 5/3-629).
- ¹⁰ As noted previously, Medicaid is excluded from this analysis because it provides a foundational set of supports to children and youth, and the scan is focused on supplemental funds. Thus, its inclusion would skew the analysis.
- ¹¹ Universities represented in this line include Eastern Illinois University, Northern Illinois University, Southern Illinois University, University of Illinois, and Western Illinois University. The scholarships are generated from the sales of university-branded license plates (pursuant to 625 ILCS 5/3-629).
- ¹² Operational costs for state colleges and universities are not included in this review. Likewise, operational costs for charter schools are not included.
- ¹³ Under Healthy, Medicaid insurance dollars were pulled out for this analysis. Figures include funds for services that support, improve, or promote the physical and mental health of children and youth.

Endnotes

- ¹⁴ Universities represented in this line include Eastern Illinois University, Northern Illinois University, Southern Illinois University, University of Illinois, and Western Illinois University. The scholarships are generated from the sales of university-branded license plates (pursuant to 625 ILCS 5/3-629).
- ¹⁵ Universities represented in this line include Eastern Illinois University, Northern Illinois University, Southern Illinois University, University of Illinois, and Western Illinois University. The scholarships are generated from the sales of university-branded license plates (pursuant to 625 ILCS 5/3-629).
- ¹⁶ As noted previously, Evidence-Based Funding for education and Medicaid are excluded from these figures because they provide a foundational set of supports to children and youth, and the scan is focused on supplemental funds. Thus, their inclusion would skew the analysis.
- ¹⁷ As noted previously, Evidence-Based Funding for education and Medicaid are excluded from these figures because they provide a foundational set of supports to children and youth, and the scan is focused on supplemental funds. Thus, their inclusion would skew the analysis.
- ¹⁸ As noted previously, Evidence-Based Funding for education and Medicaid are excluded from these figures because they provide a foundational set of supports to children and youth, and the scan is focused on supplemental funds. Thus, their inclusion would skew the analysis.
- ¹⁹ Universities represented in this line include Eastern Illinois University, Northern Illinois University, Southern Illinois University, University of Illinois, and Western Illinois University. The scholarships are generated from the sales of university-branded license plates (pursuant to 625 ILCS 5/3-629).

